

# Silvan

# Spring '16

## CATALOGUE

### 300L 12V LIGHTFOOT SPRAYER

Fully assembled, tested and ready for use for towing behind quad bikes or other vehicles with a 50mm tow ball hitch.

- 20L/Min open flow Aquatec pump with pressure regulator
- 30m of 10mm ID Ag hose with variable spray gun
- 4m cross fold spray boom with low drift nozzles



BOOM SPRAYING

**\$3,790**

LT30-S8-2



Electric Control Kit  
Details page 7

### 300L SQUATPAK SPRAYER AND REEL COMBOS

Make the job of weed or pest spraying faster and easier with the choice of 15m Retractable or 30m Eco reels.

- Aquatec 7L/min or 120psi max, constant flow pump for no pulsation spraying
- **SQ300-S7-1**: 30m hose and heavy duty variable spray gun
- **SQ300-S7-2**: 15m hose and heavy duty variable spray gun



NEW

30M REEL **\$1,399**

SQ300-S7-1

15M REEL  
**\$1,399**

SQ300-S7-2

### V60 MOTION ACTIVATED SECURITY CAMERA

Ideal for indoors and outdoors to monitor farm gates, driveways, sheds, garages, workshops, fuel supplies, machinery and tools.

- 60° Lens 12 Mega pixel camera
- Motion activation with fast response time down to 0.6 seconds
- Day/Night operation (Night vision to 15m using no-glow infra-red for covert operation)
- IP54 Waterproof for outdoor use



NEW

HOT PRICE

HEAVY DUTY CASE

**\$209**

SECURE06

### JETPRO SPRAY GUN

Silvan designed ergonomic professional spray gun, to make spraying less tiring.

- Max. pressure rating of 4000kPa (600psi)
- Variable spray pattern from straight stream to conical mist
- Polypropylene handgun construction and comfortable ergonomic trigger grip action
- Supplied with 1/2" and 3/8" hosetails and swivel



NEW

ERGONOMIC HANDLE  
REDUCES FATIGUE



SILVAN DESIGNED

**\$129**

410-53

### 200L DIESEL POWER TRANSFER UNIT

- 40L/min 12V Diesel Power pump
- 4m hose and auto shut-off gun with swivel
- Lockable pump cover and filling cap



BONUS  
OIL  
PUMP KIT

**\$969**

SQDN200-7



ONLINE STORE [silvan.com.au/selectashop](http://silvan.com.au/selectashop)\*

On Sale Thursday 1 September - Monday 31 October 2016

Prices include GST, exclude dealer installation and/or freight charges



## SPOTPAK REDLINE RANGE

### SPOTPAK REDLINE 25L SPRAYERS

Rechargeable or 12V options deliver versatile spraying solutions for mower trailers or quad bikes.

- 2.6L/min open flow, 50psi max pressure
- 6m delivery hose with 550mm stainless steel lance, adjustable nozzle and tank clips for storage
- **SP25-R1**: With 3m power loom and Alligator clips
- **SP25-B**: 12V Rechargeable SLA battery and 240V charger



25L Rechargeable Battery  
**25L \$226**  
SP25-B

25L 12V  
**\$209**  
SP25-R1

### SPOTPAK REDLINE 55L & 100L

Ideal for weed control and spot spraying.

- 6m delivery hose with 550mm stainless steel spray lance and adjustable nozzle
- 3m wiring harness with alligator clips
- **55L**: 2.5L/min or 50psi max
- **100L**: 5.3L/min or 60psi max



55L  
**\$235**  
SP55-R1



Includes a convenient spray shield

**100L \$389**  
SP100-R2

### TRAILER KITS FOR REDLINE SPRAYERS

Converts the 55L or 100L Redline Sprayers into a trailed sprayer.



**100L \$179**  
TR100

55L  
**\$120**  
TR55



### BOOMLESS NOZZLE KITS

Upgrade Redline Sprayers for boomless spraying.

- **55L**: 2m width
- **100L**: 3m width

**100L \$137**  
TR100-10

55L  
**\$131**  
TR55-10

### SPOTPAK REDLINE RECHARGEABLE 25L TROLLEY SPRAYER

Hassle free weed control & spraying solution without being plugged into an external power source.

- 2.6L/min open flow, 50psi max pressure
- Spray gun with 550mm Stainless Steel lance, adjustable nozzle and 6m hose
- 240V charger supplied plus measuring jug stored beneath the lid



**NEW**  
**\$299**  
SP25-TR2

### 50L QUADBIKE SPRAYER

Designed to fit neatly on most quad bikes and meet vehicle weight requirements.

- 5.3L/min open flow or 60psi max
- 6M delivery hose, Spotjet spray gun with stainless steel lance and adjustable nozzle



**WAS \$440**  
**\$399**

### 70L RAKPAK PLUS SMOOTHFLO SPRAYER

Professional grade quad bike sprayer.

- Smoothflo 7.0L/min pump delivers no pulsation spraying (690kPa /120psi max pressure)
- 6m delivery hose, Spotjet spray gun with stainless steel lance and adjustable nozzle.
- 3m wiring harness with alligator clips
- Internal baffle to reduce surge when travelling



### 70L RAKPAK PLUS HI-FLOW SPRAYER

Ideal for boom spraying and spot spraying.

- 11.3L/min open flow pump (310kPa/45psi)

**WAS \$763**  
**\$699**  
RP70N-S7

**70L - 11.3L/MIN**  
**\$872**  
RP70N-S3



## 50L, 100L & 200L SMOOTHFLO SPOTPAK SPRAYERS

The professional grade Smoothflo Spotpak range delivers no pulsation and high pressure for effective spot and distance spraying.

- 7L/min open flow pump or 120psi max
- 6m hose, Spotjet gun and adjustable nozzle
- Drain plug for easy clean and empty
- Gun clips safely hold spray gun
- Sprays up to 8m



100L \$619  
SP100-S7

200L \$699  
SP200-S7

WAS \$729

50L WAS \$519

**\$479**

SP50-S7

270° SWIVEL



**NEW**

## 100L UTEPAK SPRAYER WITH RETRACTABLE REEL

Spray with ease with a 15m hose retractable reel for pest control, roadside or on-farm use.

- Aquatec 7L/min or 120psi max, constant flow pump for no pulsation spraying
- 15m of 3/8" I.D. Ag Hose and Spotjet spray gun with adjustable nozzle

100L & 15M REEL

**\$999**

UP100-S7-2

## 200L TRUKPAK SPRAYER WITH RETRACTABLE REEL

Spray with ease with a 15m hose retractable reel for pest control, roadside or on-farm use.

- Aquatec 7L/min or 120psi max, constant flow pump for no pulsation spraying
- 15m of 3/8" I.D. Ag Hose and PA spray gun with adjustable nozzle



270° SWIVEL

200L & 15M REEL

**\$1,099**

TK200-S7-2

Constant Flow Technology  
NO PULSATION!

## 200L HIGH PRESSURE 200PSI TRUKPAK SPRAYER WITH ECONOMY REEL

Cover more area with a 30m hose reel for close coverage or distance spraying with the one sprayer for pest control, roadside or on-farm use.

- Aquatec 5L/min (200PSI max) 12V pump
- 30M hose & Professional Triam Spray gun



**NEW**

SPRAYS  
UP TO  
11  
METRES

Constant Flow Technology  
NO PULSATION!

200L & 30M REEL

**\$1,299**

TK200-S9-1

## 200L TRUKPAK SPRAYER WITH ECONOMY REEL

Spray with the increased flexibility of a 30m hose reel for pest control, roadside or on-farm use.

- Aquatec 7L/min or 120psi max, constant flow pump for no pulsation spraying
- 30m of 10mm I.D. Ag Hose and professional PA spray gun



Constant Flow Technology  
NO PULSATION!

200L & 30M REEL

**\$1,099**

TK200-S7-1

## 200L HIGH PRESSURE 200PSI TRUKPAK SPRAYER WITH RETRACTABLE REEL

Nursery applications or distance spraying with the convenience of a retractable reel.

- Aquatec 5L/min (200PSI max) 12V pump
- 15M hose with Professional Triam Spray gun for distance and close spraying



**NEW**

Constant Flow Technology  
NO PULSATION!

SPRAYS  
UP TO  
11  
METRES

200L SPRAYER

**\$1,299**

TK200-S9-2

## 200L & 300L 12V TRAYLINK SPRAYERS

Eliminate the need for PTO for small to medium boom spraying. Ideal for applying herbicide, fence line or fire break spraying.

- UV stabilised polytuff tank with steel TPL frame (CAT 1) (200L: powder coated, 300L: galvanised)
- Aquatec High Capacity 20 L/min or 60psi max pump
- Regulator w/pressure gauge for control and agitation
- 6M hose and Spotjet spray gun with adjustable nozzle
- Boomless swath width of 7.4m (3.7m when one-sided spraying)



200L

**\$1,690**

K02A

300L \$2,390

K03A







## 400L & 600L SKID SPRAYER WITH REEL TUFF REMOTE REEL

- 400L or 600L tank with sump fitted to galvanised skid
- Honda engine and Comet 60/20 pump (58L/min open flow, 20 bar (290psi) max pressure)
- Reel Tuff remote reel with 100m hose and Turbo 400 Spray Gun

400L SINGLE REEL

**\$8,999**

L04H4-38R147

600L SINGLE REEL

**\$9,199**

L06H4-38R147

400L TWIN REEL

**\$13,170**

L04H4-38R147T

600L TWIN REEL

**\$14,999**

L06H4-38R147T



## REEL TUFF HEAVY DUTY REMOTE REEL

The professional powered hose reel for convenience. Ideal for contract or farm spraying needs.

- 100m hose and Turbo 400 Spray Gun
- Long range, interference free remote control
- Internal gearbox; no belts or chains

PROFESSIONAL

**\$4,170**

147R10012T

## 400L HI-CAPACITY SQUATPAK SPRAYER & HOSE REEL

Versatile 400L tank with high capacity pump for twin reel or boom spraying options.

- Aquatec High Capacity Pump 20L/min (open flow) or 414kPa/60psi
- 30m hose reel & PA Spray gun
- Fitted with Pressure Regulator



## 400L SQUATPAK MOTORISED SPRAYER, REEL & GUN

- Provides a range of outputs to support general spot spraying, high volume spraying and high pressure spraying
- 38L/min or 4000Kpa (580psi) max
- Honda 5.5HP GX160 engine
- 30m Hose Reel and Professional Triam spray gun
- Baffled tank to reduce surge

400L & 30M REEL

**\$1,679**

SQ400-S8-1



400L MOTORISED

**\$4,930**

L04H4-42

## SPRAY BOOMS



### PAK BOOMS 1, 2 & 3 METRE

- Stainless steel construction with non-drip nozzle assemblies. Includes breakaway clips, hose, on/off tap, LC-15 Anvil nozzles

OPTIONAL  
FENCELINE  
KIT:  
PAGE 5

BOOM	SPRAY WIDTH	MATERIAL
1m	2m	Stainless steel spraylines
2m	3m	
3m	4m	

1M BOOM

**\$228**

L99-09

2M BOOM **\$282**

L99-08

3M BOOM **\$404**

RP1-10



### CROSS FOLD BOOMS - 3M OR 4M

Adjustable height, quick fold booms with break-back protection from impacts.

- Designed to fit quad bike rear carry-all
- Stainless steel spraylines & Non-drip nozzle assemblies

3M

**\$866**

RP1-25

4M

**\$991**

RP1-26



### 6M & 8M FIELD BOOMS

Medium-duty corrosion resistant hot dip galvanised frame in 6 or 8m spraying width. Features break back device that protects boom if an obstruction is hit.

- Fully folding arms with stainless steel spraylines & non-drip nozzle assembly
- Ideal for linkage or trailer type sprayers.
- Nozzles fully shielded from damage
- Air Induction Nozzles



OPTIONAL  
FENCELINE  
KIT:  
PAGE 5

8M **\$1,760**

032-044-8

6M

**\$1,430**

032-044-6

### DOUBLE SIDED UNDER VINE SHIELDED BOOM

An adjustable shielded boom for spraying along fences, under tree lines and vine rows.

- Boom with telescopic boom width adjustment from 3 to 3.8 metres total width
- Spring loaded breakaways to protect the boom if an obstacle is struck
- Durable boom shields to minimise spray drift and avoid snagging



FITS TO  
FRONT OF  
MOST  
UTV'S

SHIELDED BOOM

**\$754**

G8292045



# SPRAYERS BOOMS, NOZZLES & ACCESSORIES

**Silvan**

## BOOMJET BRASS NOZZLE

4 models to choose from. Flow rates available from 7.26 L/min and achieve a 10.2m spray width to 61.25L/min and achieve a 19.2m spray width.



CODE	SWATH @ 2BAR	L/MIN
5880-3/4-2TOC06	10.3m	8.38
5880-3/4-2TOC10	12.1m	12.89
5880-3/4-2TOC20	15.2m	27.72
5880-3/4-2TOC40	18.2m	54.78

**SPECIAL PRICE**

**\$499**

**TeeJet**

- Turbo Teejet wide angle
- 110° flat spray tips
- Polymer

**WAS \$12**

**\$11**

TT110\*\*\*-VP



**TeeJet**

- AIR induction
- 110° flat spray tips
- Polymer

**WAS \$15**

**\$14**

AIKR110\*\*\*-VP



**LECHLER**

- Lechler IDK 120° air injected nozzle
- Polymer

**WAS \$14**

**\$13**

IDK1200\*\*\*P



## ATV BOOMLESS NOZZLE KIT

Ideal for applications where a conventional boom cannot be used due to obstacles, such as power poles, guardrails, fences trees, etc.

- Attaches to your quad bike rack and can run off your 12V pump
- Can be set for spraying one or both sides
- Adjustable for gully spraying
- Large droplets, ideal for herbicide
- M99-75: Suits pumps 10-20L/min
- M99-74: Suits pumps 5-10L/min



**1 JET (3.7m swath)**

**\$179**

M99-74


**2 JET \$199**

M99-75

## TPL BOOMLESS NOZZLE

Designed for 3 point linkage units running between 30 and 60psi spraying pressure.

- Sprays 10.4m both sides together or 4.8m one side (with blanking cap - included)



**BOOMLESS**

**\$299**

M99-76

## CONVERTIBLE BRASS BOOMLESS NOZZLE

Attaches easily to your quad-bike rack or vehicle frame eliminating the need for a spray boom

- Spray 7M swath
- Includes extra nozzle for one-sided spraying ~ 3.5m swath
- Easily connects to common 12V pumps (5-10L/min)
- Includes inline on/off tap

**NEW**



IDEAL TO USE WITH SMOOTHFLO SPOTPAKS PAGE 3

**7M SWATH**

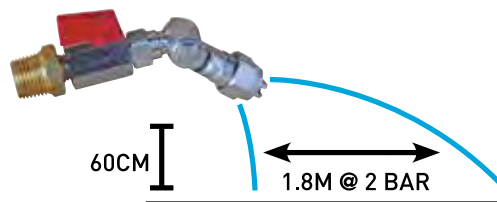
**\$149**

M99-65

## BOOM FENCELINE KIT (TWIN PACK)

Mounts on the end of boom (minimum boom height 500mm).

- 1/2" BSP connection with nozzle swivel and on/off tap



FITS PAK BOOMS & FIELD BOOMS PAGE 4

**1.8M SWATH**

**\$153**

M99-72

## 14L FOAM MARKER

12V unit to fit quad bikes, for visual reference of sprayed areas.

- Diaphragm compressor
- On/off switch control
- 10m Delivery hose supplied
- Mounting straps supplied

**WAS \$818**

**\$749**

042M



## 16L & 57L FOAM MARKERS

Eliminates expensive under or over lapping of chemicals.

- In cab remote with On/Off & Left/Right control

**16L:** 16m delivery hose and double foam droppers

**57L:** 36m delivery hose and double foam droppers

**16L**

**\$1,045**

042D-16S

**57L \$1,595**



**ONLINE STORE** [silvan.com.au/selectashop](http://silvan.com.au/selectashop)\*

FOR MORE INFORMATION OR DEALER LOCATIONS CALL 1300 745 826 OR VISIT SILVAN.COM.AU

**Silvan**  
**SELECTA**



## CHAPIN SURESPRAY HANDSPRAYERS

Suitable for pesticides, herbicides, fertilisers, cleaning products & degreaser.

- 4 or 8L capacities
- Wide funnel top opening
- Measuring cup & spray shield included



4L  
**\$59**

CP-27010

8L **\$69**

CP-27029



Stainless Steel wand

Easy to use gun

JetClean self-cleaning pump

## 14L BLOWAMIST SPRAYER

For nursery, greenhouse or small orchard use. Fan forced spray mist generates coverage deep into foliage.

- Compact 2 stroke 43cc engine
- Chemical throw up to 15 metres
- Variable flow adjuster



WAS \$499  
**\$449**

NBB-3W650



## 12L HEAVY DUTY TROLLEY PRESSURE SPRAYER

Ideal for weed control & spot spraying.

- Accurate application of herbicide, pesticide, fertiliser, degreaser & cleaning products
- Viton Seals & Gaskets equipped

12L  
**\$87**

TR12-2

## 16L RECHARGEABLE BACKPACK SPRAYER

Ideal for weed control around the house, nurseries, parks and gardens.

- Up to five tanks of spraying per charge
- Rechargeable 7.4V Li-Ion battery



LITHIUM POWER

**\$195**

WP16-6



## HEAVY DUTY CHAPIN KNAPSACK

Commercial quality sprayer with Jet Clean self-cleaning filter for garden maintenance.

- Viton Seals
- Stainless-steel wand with cushion grip & 3 nozzles - fan, cone & adjustable brass
- Fold-up handle

15L  
**\$219**

CP-63900



## 15L PRO SERIES PISTON KNAPSACK

Professional sprayer for weed & pest control or liquid fertilising.

- Superior anti-spill lid
- 3 stage filtration
- Viton seals

WAS \$188

**\$169**

CP-61800

## SILVAN 15L BACKPACK SPRAYER

Simple to use sprayer, ideal for weed control, garden pest and fungicide applications.

- Viton diaphragm for use with various chemicals
- Stainless steel lance with filter, lockable trigger and adjustable nozzle
- Anti-spill screw lid and strainer
- Padded straps and switchable pump handle



WEED SPRAYING

**\$79**

KN15D-1

## HOSE REELS



## RETRACTABLE MINI HOSE REEL

8m of 8mm delivery hose & hose stop

- 1m inlet hose
- 1/4" BSP M inlet/outlet connectors
- Swivelling steel mounting bracket

WAS \$150

**\$139**

180H0808A



## SPRING RETRACTABLE HOSE REEL 15M

Compact hose reel for water, air or agricultural chemicals.

- 1/4" BSP M outlet connection
- 15m of 3/8" ID hose

WAS \$189

**\$169**

180J1510A



## ECO REEL 30M X 10MM HOSE

- Powder coated
- 2.5m of 10mm ID hose for inlet
- 1/4" BSP brass outlet on hose
- Lockable hub with locking pin

30M

**\$239**

180G03010B



## 30M HOSE REEL & PA SPRAY GUN

- Powder coated, steel construction with rewind handle
- Brass swivel and fittings

30M + GUN

**\$519**

180E03010C



# SPRAYERS SPRAY GUNS & ACCESSORIES

**Silvan**



## MATRIX 430 GPS GUIDANCE SYSTEM

Use GPS technology to help guide tractors and machinery for optimal application when boom spraying to minimise spray overlap/underlap.

GPS SPRAYING

**\$2,510**

GD430-GL0-P-L

## NIAGRA SILMIX

Uses external water supply to activate venturi inductor at the base of the unit to transfer chemicals from hopper to sprayer tank. The same water supply operates the wash bar and drum rinse nozzle in the hopper. Transfer system requires minimum 2 Bar water pressure to operate

- 30L polyethylene tank with 455mm hinged lid
- 3 on/off taps to control
- Powder washer bar inside hopper
- Drum rinse nozzle
- Chemical transfer venturi. Also has valve at base of unit to isolate the tank from the induction venturi



**NEW**

CHEMICAL SAFETY

**\$2,090**

042J-06ST

## GUNJET

Ideal for all types of spraying. The body and trigger are moulded from tough nylon for durability and excellent corrosion resistance. Optional lances available for purchase:

**Straight Lance** - 8, 12, 18, 24, 30, 36 & 48 Inch

**Curved Lance** - 8, 18, 24, 30, 36 & 48 Inch



AAB30L-1/4

WAS \$129

**\$115**

AAB30L-1/4

## 3 SECTION ELECTRIC SOLENOID KIT - MEDIUM PRESSURE

- Multi section control box, mounting bracket and 5M electric wiring loom
- Master on/off switch to shut the entire boom off or switch individual sections off
- 3 x Goyen Solenoids, maximum operating pressure 10 bar/ 150psi
- Maximum open flow 65L/min per solenoid



ELECTRIC CONTROL

**\$693**

M99-14

## REDLINE GUN

Stainless steel lance & adjustable nozzle.

**NEW**

**\$22**

382-052

## ATOMISER+ SPRAY GUN

Heavy duty design for professional and general spraying.

WAS \$102

**\$89**

410-52

## JET TRIGGER SPRAY GUN

Lightweight & comfortable with adjustable nozzle.

370MM Lance  
**SHORT \$81**

710MM LANCE

**\$83**

411-26

## PA SPRAY GUN

Designed to reduce fatigue whilst hand spraying.

WAS \$139

**\$119**

410-34

## ALUMINIUM TURBO 400 SPRAY GUN

Straight stream or conical mist with aluminium hand piece.

WAS \$184

**\$169**

401-26BRQS

## SPRAY GUN TRIAM 44

Adjustable spray pattern for straight stream for distance or wide cone.

WAS \$189

**\$159**

410-11

## 1/2" NON-DRIP NOZZLE BODIES (4 PACK)

- Single clamping screw
- Non-drip shut-off valve
- 20 bar max pressure
- Opens above 0.5 Bar
- Includes nozzle body & cap, gasket & screw

WAS \$74

**\$59**

AR-200

## PA SPRAY GUN

- On/off trigger grip action with lock off position
- Fibreglass reinforced body
- 1/4" BSP F inlet supplied with 3/8" and 1/2" hoses

200M LANCE

**\$136**

410-30

## VARIJET SPRAY GUN

Lightweight, corrosion resistant, ergonomic design.

WAS \$213

**\$199**

410-43

## SPRAY GUN TURBO 400

Straight stream or conical mist with Polypropylene hand piece.

WAS \$209

**\$199**

411-22

## 3/4" NON-DRIP NOZZLE BODIES (4 PACK)

- Twin clamping screw
- Non-drip shut-off valve
- 30 bar max pressure
- Opens above 0.5 Bar
- Includes nozzle body & cap, gasket & screw

WAS \$75

**\$59**

AR-210

**ONLINE STORE** [silvan.com.au/selectashop](http://silvan.com.au/selectashop)\*

FOR MORE INFORMATION OR DEALER LOCATIONS CALL 1300 745 826 OR VISIT SILVAN.COM.AU

**Silvan**  
**SELECTA**



## 12V SMOOTHFLO PUMP

Can be retrofitted to most 12 volt sprayers.

- Produces constant flow technology
- 7L/min or 120psi max



CONSTANT FLOW

**\$219**

DDP-552A

## 12V HIGH PRESSURE SMOOTHFLO PUMP

- Produces constant flow technology 5 L/min or 200psi max

- Viton Valves, Santoprene diaphragm



WAS \$349

**\$299**

DDP-554

## 12V AQUATEC 20 L/MIN PUMP

Ideal for boom spraying.

- 20 L/min open flow or 60psi max.

- Viton Valves, Santoprene diaphragm



WAS \$409

**\$389**

DDP-550

## 12V AQUATEC 26.5L/MIN PUMP

- 26.5 L/min open flow or 60psi max.
- Viton Valves and Santoprene diaphragms



BOOM SPRAYING

**\$669**

DDP-551

## SELECTA PAKPUMP 3.1L/MIN

Ideal for spot spraying, single nozzle applications.

- 3.1L/min or 60psi
- Viton Valves, TPU diaphragm



SPOT SPRAYING

**\$113**

381-38

## SELECTA PAKPUMP 5.3L/MIN

Mid-range pump for spot spraying or small boom applications.

- 5.3L/min or 60psi max

- Viton Valves, Santoprene diaphragm



BOOM SPRAYING

**\$179**

381-2000

## SELECTA PAKPUMP 12.5L/MIN

This larger flow rate pump is ideal for small-medium boom spraying or fluid transfer applications.

- 12.5L/min or 35psi

- Viton Valves, TPU diaphragm



WAS \$182

**\$169**

381-125

## 8000 SHURFLO PUMP 6.8L/MIN

Ideal for agricultural and industrial applications.

- 6.8L/min or 60psi max

- Viton Valves, Santoprene diaphragm



WAS \$226

**\$219**

361-8000

## 2088 SHURFLO PUMP 11.3L/MIN

Ideal for higher flow boom spraying and fluid transfer applications.

- 11.3L/min or 45psi max

- Viton Valves, Santoprene diaphragm



WAS \$315

**\$299**

361-2088

## FERRONI NYLON ROLLER PUMP

These compact self-priming pumps can be quickly fitted direct to the PTO of any 540 RPM tractor to meet your spraying or transfer needs.

- Max pressure 25 bar or 180L/min
- Absorbed power 5.5HP @ 600 RPM



WAS \$632

**\$499**

ML125

## AG RUNNER CHEM TRANSFER

- Max Output: 40 L/min open flow, variable depending on viscosity

- Viton equipped pump
- Max. Pressure: 15psi



WAS \$2,130

**\$1,999**

361-SF1105-PTS

## PRESSURE LINE STRAINERS

Remove particles that cause spray tip blockage or excessive wear.

PLF-324024A: 100L/Min Max. flow, 1/2" Port Size

PLF-324034A: 100L/Min Max. flow, 3/4" Port Size



1/2" **\$72**

PLF-324024A

3/4" PORT

**\$72**

PLF-324034A

## WATER PUMP PUMP COMPACT 4 STROKE

Centrifugal water pump with handy carry handle for fire control, watering and washing.

- 115 L/min open flow, 40 psi max. pressure
- 3 metres suction Lift
- Outlet and inlet connections 1" BSP (25mm)



WAS \$399

**\$349**

LBA-115

## FIRE PUMP 6.5HP 2 STAGE

For fire fighting and watering and features a carry/ mounting frame for mobility and added protection.

- 4 stroke over head cam engine with oil alert
- Max. 250 L/min open flow, Max. 100psi pressure



WAS \$689

**\$599**

LBA-100



# PTO & MOTORISED PUMPS

**Silvan**

## SILVAN 20/15 PTO PUMP

- Replacement pump for your linkage sprayer or motorised pumping unit
- 19 L/min open flow, Max. pressure: 1500 kPa/218 psi
  - 1 3/8 six splined shaft
  - Supplied with hose connections and mounting base plate



19L/MIN PUMP

**\$977**

CBP02015

## SILVAN 60/20 PTO PUMP

- Replacement pump for your linkage sprayer or motorised pumping unit
- 58 L/min open flow, Max. pressure: 2000 kPa/290 psi
  - 1 3/8 six splined shaft
  - Supplied with hose connections and mounting base plate



WAS \$979

**\$899**

CBP06020

## SILVAN 125/20 PTO PUMP

- Replacement pump for your linkage sprayer or motorised pumping unit
- 121 L/min open flow, Max. pressure: 2000 kPa/290 psi
  - 1 3/8 six splined shaft
  - Supplied with hose connections and mounting base plate



WAS \$1,499

**\$1,349**

CBP12520

## MOTORISED 4 STROKE 20/20 PUMP

- Honda engine GX120 direct coupled to oil backed diaphragm pump
- 18.5 L/min open flow, Max. pressure: 2000 kPa/290 psi
- One outlet control with bypass
- Adjustable pressure regulator and gauge



WAS \$2,390

**\$2,199**

LBA-34C

## MOTORISED BP60/20 PUMP, GX160 HONDA ENGINE

- Honda engine GX160 direct coupled to oil backed diaphragm pump
- 58 L/min open flow, Max. pressure: 2000 kPa/290 psi
- Three outlet control with bypass
- Adjustable pressure regulator and gauge



WAS \$3920

**\$3,190**

LBA-38C

## MOTORISED APS41 PUMP, GX160 HONDA ENGINE

- Honda engine GX160 direct coupled to oil backed diaphragm pump
- 38 L/min open flow, Max. pressure: 4000 kPa/580 psi
- Two outlet control with bypass
- Adjustable pressure regulator and gauge



WAS \$3160

**\$2,790**

LBA-42C

## SUCTION LINE FILTERS

Protect your sprayer with proper filtration to remove larger particles of grit between the tank and pump.

- Featuring 8mm threaded brass inserts and mounting bolts for easy attachment
- Screw off bowl for easy cleaning
- Supplied with mesh elements (replacement elements available)



1. **100L/MIN \$69**

LSA-312158

2. **180L/MIN \$154**

LSA-316063

3. **150L/MIN \$154**

LSA-314463

220L/MIN

**\$183**

4. LSA-316573

## 3 OUTLET CONTROL VALVE

Control liquid flow from the pump.

- Includes pressure regulator, bypass valve, gauge & remote bracket kit
- Suitable for 60/20 pump



3 OUTLET

**\$464**

C1204-034R

## 4 OUTLET CONTROL VALVE

Shuts all boom sections off with one main lever

- Standard with dual stage gauge & remote bracket kit
- Suitable for 60/20 & 125/20 pumps



4 OUTLET

**\$748**

C1204-332

**ONLINE STORE** [silvan.com.au/selectashop](http://silvan.com.au/selectashop)\*

FOR MORE INFORMATION OR DEALER LOCATIONS CALL 1300 745 826 OR VISIT SILVAN.COM.AU

**Silvan**  
**SELECTA**



## 400L HONDA/DAVEY FIREFIGHTER

Powered by the leading Honda motor and Davey pump combination.

- 5.5HP Honda GX160 engine with Davey single impeller firefighting pump, max pressure 80psi (or 425L/min open flow)
- 20m hose with adjustable fire nozzle



**SPECIAL PRICE**

WAS \$2,880

**\$2,649**

SQF400D

## 400L SELECTA POWER FIREFIGHTER

Ideal for use on UTVs and utes for firefighting, water transfer and washdown.

- 6.5HP Selecta Power engine with high pressure, twin impeller firefighting pump, max pressure 100psi (or 250L/min open flow)
- 20m hose with adjustable fire nozzle



**SPECIAL PRICE**

WAS \$2,140

**\$1,969**

SQF400S



BAFFLED TANK

## 600L SELECTA POWER FIREFIGHTER

Powered by the proven Selecta Power firefighting pump, the slip-on 600L firefighter delivers good capacity and versatility.

- 6.5HP Selecta Power engine and pump 250L/min or 100psi max
- 20m hose with adjustable fire nozzle
- Twin baffle reduces surge



BAFFLED TANK

NEW 600L

**\$2,340**

SQF600S



## 800L HONDA/DAVEY FIREFIGHTER WITH HOSE REEL

Powered by the leading Honda motor and Davey pump combination.

- 5.5HP Honda GX160 motor with Davey single impeller pump max pressure 80psi (425L/min open flow)
- Hose reel with 30m hose & adjustable fire nozzle
- Twin baffle reduces surge



BAFFLED TANK

800L

**\$3,680**

SQF800D-1



## 1100L HONDA/DAVEY FIREFIGHTING SLED

Galvanised steel base with fork lift tracks.

- Honda GX160 engine and Davey pump
- 425L/min open flow, 80psi max pressure
- 30m hose reel with adjustable fire nozzle



1100L

**\$3,870**

SLF1000D-1

## 400L HONDA/DAVEY FIREFIGHTER WITH HOSE REEL

Powered by the leading Honda motor and Davey pump combination.

- 5.5HP Honda GX160 motor with Davey single impeller pump max pressure 80psi (425L/min open flow)
- Hose reel with 30m hose and adjustable fire nozzle



**SPECIAL PRICE**

WAS \$3,310

**\$3,045**

SQF400D-1

## 600L HONDA/DAVEY FIREFIGHTER WITH HOSE REEL

Powered by the leading Honda motor and Davey pump combination

- 5.5HP Honda GX160 motor with Davey single impeller pump max pressure 80psi (425L/min open flow)
- Hose reel with 30m hose and adjustable fire nozzle



BAFFLED TANK

WAS \$3,530

**\$3,249**

SQF600D-1

**SPECIAL PRICE**



## 1100L ON-ROAD TRAILED FIRE FIGHTING UNIT

- 5.5HP Honda GX160 motor with Davey single impeller pump max pressure 80psi (425L/min open flow)
- Heavy Duty hose reel, 30m x 3/4" hose and adjustable fire nozzle
- Road-registered galvanised trailer with brake system & LED tail lights



1100L

**\$10,390**

STF1000D-1-BLV

## WATER & DIESEL HEAVY DUTY HOSE REEL

- Inlet 3/4" BSP/ outlet tapered hose tail
- 30m of 3/4" I.D. hose



30 METRE HOSE

**\$679**

JA-1402020

## FIREFIGHTING HOSE REEL 30M

Powder coated metal construction.

- Fitted with 30 metres of 3/4" delivery hose
- Adjustable poly nozzle
- Supplied with mounting brackets to suit Squatpak tanks - 400 and 800 litre



30M HOSE & NOZZLE

**\$754**

180F03019E



# BARE TANKS

**Silvan**

## 100L UTEPAK BARE TANKS

Available in white or red to add your own pump and hose configurations.



## BARE TANKS

Available from 50 - 800L capacities, ideal to add your own pump and hose configurations for spraying, firefighting, water transfer or wash down use.



## 1100 & 2200L TANKS

1100 and 2200L freestanding large capacity UV stabilised Polytuff firefighting tanks for free standing or skid mounted configurations. Ready to add your own firefighting pump and hose configurations.



## 200L TRUKPAK BARE TANKS

Available in white or red to add your own pump and hose configurations.

## LOADING RAMPS

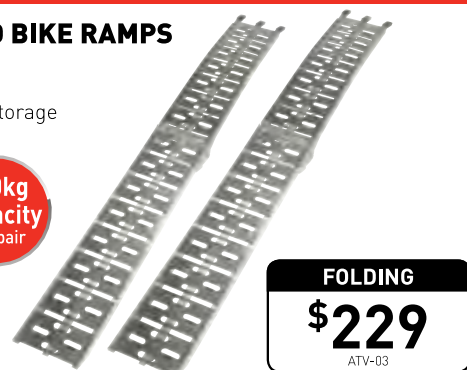
### LOADING RAMP (SINGLE)

- Strong aluminium construction
- Folds in half to make handling and storage easier
- Strap and rubber coated fingers help avoid slippage
- 230mm (W) x 2260mm (L)



### ALUMINIUM QUAD BIKE RAMPS

- Tough, lightweight and compact design
- Folds in half for easy storage
- Safety strap and lip to avoid slippage
- 280mm (W) x 2260mm (L)



### MEDIUM DUTY RAMPS

- Compact design made from tough lightweight aluminium
- Curved design increases clearance
- Folds in half for easy storage
- Safety strap and lip to avoid slippage
- 280mm (W) x 2260mm (L)



### HEAVY DUTY RAMPS

- Ideal for mini dingo's, excavators and skid steers
- Compact design made from tough lightweight aluminium
- Single piece design with carry handle
- 370mm (W) x 2450mm (L)



**ONLINE STORE** [silvan.com.au/selectashop](http://silvan.com.au/selectashop)\*

FOR MORE INFORMATION OR DEALER LOCATIONS CALL 1300 745 826 OR VISIT SILVAN.COM.AU


**Silvan**  
**SELECTA**



SELECTA Diesel Transfer Units are available from 100L to 2200L capacities.

The tanks are made from a unique diesel grade polyethylene that are impact resistant and UV stabilised.

The transfer units are available with either the proven SELECTA Diesel Power 12V or the Italian-made Piusi pump.



## DIESEL POWER

### DIESEL POWER 100L, 300L & 400L TRANSFER UNITS

- 12V Diesel Power 40L/min open flow, self-priming pump
- 4m hose and auto shut-off gun with swivel
- Lockable pump cover and filling cap (100, 200 and 400L)
- 4m wiring harness with alligator clips
- Suction foot screen filter on internal suction line
- Low profile design



Featured on:  
300L & 400L



WAS \$849  
**\$799**  
SQDN100-1



**FREE**  
Lock-K1  
\$35 VALUE  
**1,099**  
SQDN300-7



**FREE**  
Lock-K1  
\$35 VALUE  
**\$1,199**  
SQDN400-7

## DIESELPRO

### DIESELPRO 200L, 400L & 600L TRANSFER UNITS

- 12V Piusi 45L/min open flow, self-priming pump
- 5m hose and auto shut-off gun with swivel
- Lockable pump cover and filling cap
- 4m wiring harness with alligator clips & anti-static earth strap
- Suction foot screen filter on internal suction line
- Tank bottom 8mm brass inserts for bolt down mounting to a tray, skid or platform



Featured on:  
400L & 600L



**FREE**  
Lock-S1  
\$54 VALUE  
**\$1,149**  
SQDN200L-Z1



**FREE**  
Lock-K1  
\$35 VALUE  
**\$1,299**  
SQDN400L-Z1



**FREE**  
Lock-K1  
\$35 VALUE  
**\$1,659**  
SQDN600L-X1

## 400L DIESELPAC TRANSFER UNITS

Rugged design, high quality units with impact resistant UV stabilised and internal baffle.

- 45L/min Italian 12V Piusi pump
- 5m hose and auto shut-off gun
- Built in mounting points for optional retractable reel
- Deep tie-down locating channels for strap mounting and tank strength



**400L**  
**\$1,439**  
SQD400-X1



## 800L DIESELPAC TRANSFER UNIT

Rugged design, high quality units with impact resistant UV stabilised and twin internal baffles.

- 45L/min Italian 12V Piusi pump
- 5m hose and auto shut-off gun
- Built in mounting points for optional retractable reel



**800L**  
**\$1,989**  
SQD800-X1

## 1100L & 2200L DIESELPAC TRANSFER UNITS

Large capacity diesel storage for farm and construction equipment.

- 45L/min Italian 12V Piusi pump
- 5m hose and auto shut-off gun
- Tank foot design allows bolt down mounting



**1100L**  
**\$2,190**  
SQD1000-X1

**2200L \$3,699**  
SQD2200-5

## 200L 12V SELECTA ADBLUE TRANSFER UNIT

For convenient transfer of AUS32 (Adblue) solution.

- UV stabilised polytuff tank
- Self-priming 35L/m diaphragm pump
- 4m delivery hose with manual shut-off gun



**200L**  
**\$1,499**  
TKA200-1

## PIUSI 10M RETRACTABLE DIESEL HOSE REEL

- Heavy duty spring rewind reel with hose guide.
- 10m delivery 1" hose and inlet hose swivel and elbow
- 1" BSP inlet and outlet
- Made in Italy by Piusi



**RETRACTABLE**  
**\$909**  
F00750030



## DIESEL WATER FILTER

Inline Diesel moisture filter for easy-to-install maintenance and protection of your equipment.

- 1" BSP Female ports
- Clear filter bowl with drain tap

**VALUE**  
**\$133**  
PF21

## SELECTA 4 DIGIT MECHANICAL DIESEL METER

For accurate, easy-to-use, large volume diesel fuel monitoring.

- Flow rate 20-120 L/min
- Batch readout (max.): 999L
- Total readout (max.): 9999999L
- 1" BSP Female ports
- Accurate to +/- 1% (after calibration)



**ACCURATE**  
**\$242**  
PF12

## PIUSI MECHANICAL DIESEL METER

Easy-to-install 4 digit diesel meter for large volume batch readouts.

- Face can be rotated in four orientations
- Flow rate: 20-120 L/min
- 1" BSP Female ports
- Suitable for gravity feed



**ACCURATE**  
**\$234**  
PF14

## PIUSI DIGITAL DIESEL METER

Fit to your diesel or oil pump, or directly to the nozzle.

- Flow rate of 10 - 120L/min
- Accurate to +/- 1%
- 1" BSP male inlet and outlet



**ACCURATE**  
**\$299**  
PF11



## SELECTA POWER DIGITAL DIESEL METER

The easiest way to fit an inline fuel meter to a wide variety of diesel equipment.

- Supplied with 1" and 3/4" adaptor fittings apt a 1" hose to a 3/4" nozzle and meter

**SPECIAL**  
**\$299**  
PF26-X3



## 12V DIESEL TRANSFER PUMP

- 40L/min open flow
- 3/4" female BSP inlet/outlet
- 4m battery cable with clips



**SPECIAL PRICE**

WAS \$215

**\$199**

382-009

## 12V INLINE BP3000 DIESEL PUMP

- 45L/min open flow
- 3/4" female BSP inlet/outlet
- 4 metre battery cable with clips
- Made in Italy by Piusi



**PIUSI**

45L/MIN

**\$499**

382-059

## 12V BP3000 DIESEL PUMP

- 45L/min open flow
- 2 x 19mm hose tails
- 4 metre battery cable with clips



**PIUSI**

45L/MIN

**\$460**

F0022325A

## 12V HI-FLOW DIESEL PUMP

- 85 L/min open flow, 35 Amp
- 1" BSP female ports
- Self-priming vane pump



**PIUSI**

85L/MIN

**\$813**

F0036302A

## 12V DIESEL POWER PUMP KIT

- 45L/min open flow
- Auto shut-off with swivel
- 4m hose and fittings



**SPECIAL PRICE**

WAS \$389

**\$349**

PF48

## 12V BP3000 DIESEL PUMP KIT WITH AUTOMATIC GUN

- 45 L/min open flow, 22 Amp max
- Suction foot screen filter w/ hoesetails & clamps
- Automatic shut-off nozzle with hose swivel



**PIUSI**


45L/MIN

**\$666**

F0022511C

## AUTO SHUT-OFF DIESEL GUN

- Capacity to 58L/min
- Requires 50kPa (7.5psi) to open
- 3/4" BSP female inlet



**SPECIAL PRICE**

WAS \$139

**\$129**

PF01

## PIUSI AUTO SHUT-OFF GUN

- Capacity to 120 L/min
- Requires 30 kPa (4.4 psi) to open
- 1" BSP female swivel inlet



120L/MIN FLOW

**\$212**

PF13

## 12V SUBMERSIBLE DIESEL & WATER TRANSFER PUMP

Ideal for transferring diesel or water from drums and containers.

- 18 L/min open flow
- 2m delivery hose



**SPECIAL PRICE**

WAS \$69

**\$59**

PF49

## 12V OIL CHANGE PUMP KIT

Ideal for quick & easy oil changes on lawn mowers, ATV's, cars, tractors and small engines.

- Supplied with pump & suction hoses
- 1.5 L/min maximum transfer rate



OIL PUMP

**\$64**

PF27

## HAND PUMP AND GRAVITY SIPHON

- Easy, clean fill-ups in hard-to-reach fuel tanks.
- Handle pump control allows for auto closure and restarts, as well as clean, hassle-free siphon (gravity flow) control.



VERSATILE

**\$48**

PF50

## 12V SUBMERSIBLE DIESEL AND WATER TRANSFER PUMP

- 50mm pump diameter
- 2.8m cable with alligator clips
- 12 volt DC powered
- Durable ABS plastic with stainless steel motor shell
- Integral inlet strainer



**SPECIAL PRICE**

WAS \$191

**\$169**

PF51

## LED 70W OFF-ROAD DRIVING LIGHT

Spot touring beam for distant view with broad focus

- Powerful 5100Lm per light
- 12/24V operating



**NEW**

**SINGLE**

**\$219**

LIGHT-14B

**TWIN PACK**

**\$428**

LIGHT-14B-PK

## OPTICAL SPECTRUMS

### FLOOD

(FEATURED ON LIGHT-10A, LIGHT-12B)

### COMBINATION

(FEATURED ON LIGHT-16C & LIGHT-14)

### SPOT

(FEATURED ON LIGHT-13B)

## LED LIGHTS

### LED MOUNTABLE WORKLIGHTS

Handy LED worklights fit easily to trucks, tractors, utes, quad bikes and 4WD's.



**\$63**

LIGHT-10A



**\$114**

LIGHT-12B



**\$244**

LIGHT-13B



**SPECIAL PRICE**

**\$269**

LIGHT-16C



**SPECIAL PRICE**

**\$369**

LIGHT-20B

### LED 5 WATT RECHARGEABLE SPOTLIGHT

- Tough Polycarbonate lens
- Powerful lightweight lithium battery for 2 hour plus run time
- AC 240V charger and 12V DC car charger included

POWERFUL LIGHT BEAM  
UP TO **200 METRES**



CLEAR VISION AT NIGHT

**LED 5W**


**\$46**

SPOT-5W

### RECHARGEABLE WORKLIGHT & TORCH

- 200 Lumen work-light
- Built-in hook with swivel head and magnetic base
- AC 240V charger and 12V DC car charger included

UP TO 5 HOURS USE



**SPECIAL PRICE**

**\$39**

WL001

### 15W PORTABLE RECHARGEABLE WORK LIGHT WITH MAGNETIC BASE

Ideal for general use, car maintenance, camping, off road work or in a workshop. Suitable for 12V & 24V systems.

- 5 bright powerful LEDs
- 1000+ Lumens upto 4 hours running time
- Sturdy adjustable hanging hook
- Large capacity Lithium rechargeable battery
- AC 240V charger and 12V DC car charger included

3 MODES:  
HIGH, LOW & SOS



Lithium-Ion  
BATTERY POWER



**LITHIUM**

**\$95**

LIGHT-21

### 12V JUMP START AND POWER SUPPLY

Suitable to start most vehicles.

- Supplied with AC240V, 12V DC Car and USB Cable Charger
- 600A (peak) Cranking Amps
- Overload and Short-circuit protection
- 2 USB ports to charge phones
- LED Torch

HOLDS CHARGE FOR UP TO 6 MONTHS



**600 AMPS**

**\$179**

JS012



Scan here to see the Portable Jumper Starter Leads in action!

**ONLINE STORE** [silvan.com.au/selectashop](http://silvan.com.au/selectashop)\*


FOR MORE INFORMATION OR DEALER LOCATIONS CALL 1300 745 826 OR VISIT SILVAN.COM.AU



## SENTINEL WIRELESS SURVEILLANCE

Upgrade the security on your premises with this modular, easy-to-install system and monitor via monitor, smart phone or mobile device.

- Wireless video up to 150m for monitoring
- Indoor & outdoor CCTV system with 7" screen
- Run up to 4 cameras per kit



EXTRA CAMERA

**\$159**

CCTV1-CAM



CONNECT TO  
WIFI FOR  
SMART PHONE  
MONITORING



1 CAMERA KIT

**\$462**

CCTV1-01

2 CAMERA KIT

**\$569**

CCTV1-02

**SPECIAL  
PRICE**



**HI-  
TECH**

## FARMEYES REMOTE OBSERVATION

Selecta brings you the latest technology to help you work smarter!

- Records HD inspection video and wirelessly transmits to the operator
- Fly direct point-to-point over ground obstacles for fast inspection
- Ideal for review of crop growth, irrigation, livestock & hard-to-access areas



Scan here  
for a test flight

**FREE**  
Miniquad 2  
with Camera

070-MINIQUAD 2 \$99 VALUE

**\$2,829**

R05-06FPV

## TELEMETRY KIT

2 Way radio kit connects to new and existing Farmeyes units allowing a bluetooth connection to an Android device for control by an app. Plan and operate short range missions that can be saved and repeated suitable for checking several water troughs or collecting video for progressive comparison.

- Supplies live data of UAV position, height and speed
- Set Automated missions with waypoints



**NEW**

TELEMETRY

**\$269**

R05-TELEM

\*Airborne and Ground Control Aerials included in kit. Tablet shown for display only.



**SELECTA security cameras are perfect for monitoring property, equipment, storage yards, fuel depots & sheds plus pest & wildlife movement**



## MOTION ACTIVATED SECURITY CAMERAS

Monitor farm gates & driveways, sheds, garages, livestock, fuel supplies, machinery & tools.

Day & night use with no-glow infra-red for night vision

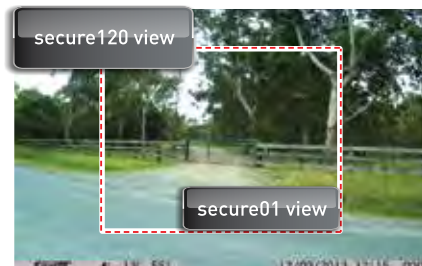
Typical Motion detection range 20m

IP54 dust & water resistant

Now supports WIFI SD memory cards



Scan here  
to learn more



## MOTION ACTIVATED 12MP SECURITY CAMERA

- Standard 52° camera view (similar to smart phones)
- Peripheral motion sensors for fast capture
- 8GB SD card which stores 5600+ images
- Up to 6 months standby time using 8 x AA batteries
- Records video & still images



**FREE**  
Mounting  
Bracket  
\$8.80 VALUE

**\$269**

SECURE01



## WIDE ANGLE MOTION ACTIVATED 12MP SECURITY CAMERA

- Wide 120° camera view
- Supplied with standard 16GB SD card which can store 11,300+ images
- Up to 9 months standby time using 12 x AA batteries
- Records video & still images



**FREE**  
Mounting  
Bracket  
\$8.80 VALUE

**\$359**

SECURE120



## SECURITY CAMERAS WITH WIFI UPGRADE BUNDLE


- 1: SECURE01 and 8GB WIFI SD CARD or
  - 2: SECURE120 and 8GB WIFI SD CARD
- Allows automatic photo upload to a nearby WIFI enabled mobile device (Android/iPhones/iPad)
  - WIFI Transmission range 15-20 metres



**FREE**  
Mounting  
Bracket  
\$8.80 VALUE

**\$399**

SECURE01-WIFI



**FREE**  
Mounting  
Bracket  
\$8.80 VALUE

**\$449**

SECURE120-WIFI

## SECURITY SOLAR PANEL WITH RECHARGEABLE BATTERY

- Will operate a SECURE01 or SECURE120 without AA battery under moderate use (\* camera not included)
- Internal 1500mAh lithium battery can charge in 7-10 hours of sunlight



**Lithium-Ion**  
BATTERY POWER

WAS \$127

**\$99**

SEC-SOLAR

## DRIVEWAY SENSOR MOTION ALERT & DOORBELL

Alerts when people or vehicles pass.

- Motion sensor wirelessly transmits up to 100m in open areas
- Detects motion up to 8m
- IP44 Weather-resistant plastic housing
- Battery Operated: Sensor requires 3 x AAA cell batteries, Receiver requires 3 x C cell batteries\* (\* batteries not included)
- Ideal for driveway, front door, loading bays, workshop entrances or waiting areas.



SPECIAL PRICE

**\$39**

SEC-ALERT2

**ONLINE STORE** [silvan.com.au/selectashop](http://silvan.com.au/selectashop)\*

FOR MORE INFORMATION OR DEALER LOCATIONS CALL 1300 745 826 OR VISIT SILVAN.COM.AU



## BEACONS

### LED ROTATING 12V BEACON

- Multiple flash patterns
- Low profile with magnetic base for easy installation
- Cigarette lighter plug



WAS \$116

**\$99**

GF16

### MAGNETIC BASE 12V BEACON

- Soft magnetic base for temporary install
- Cigarette lighter plug



SAFETY

**\$139**

GF25011

### 12V ROTATING BEACONS

- Covered magnetic base with suction cup
- Provision to screw down for temporary or permanent install
- Cigarette lighter plug



SAFETY

**\$79**

GF40

## SOLAR

### 3W SOLAR POWER TRICKLE CHARGER

12V battery maintenance. Maintain battery charge in quad bikes, tractors, etc.



3W

**\$43**

SOLAR-3W

### SOLAR POWER 6W TRICKLE CHARGER

12V battery maintenance and USB device charging. Maintain battery charge in quad bikes, tractors, etc.



6W

**\$87**

SOLAR-6W

## SAFETY SIGNS

**Thick Rigid Signs:** 400mm x 600mm

**Self-Adhesive Rigid Signs:** 200mm x 300mm

- Can also be secured using nails or screws
  - Printed using UV resistant inks
  - PVC material resists yellowing and brittleness
  - Compliant to Australian Standards
- Other signs available

OVER  
25 SIGNS  
IN RANGE

**200mm x 300mm**

**\$15**

**400mm x 600mm**

**\$37**



AS-D0017



AS-D0018



AS-N0001

## ASSORTMENT KITS



NEW

PRODUCT	CODE	PRICE
ASSORTMENT 70PCS GREASE NIPPLE SINGLE BOX	TC3019	\$29.00
ASSORTMENT 360PC ELECTRICAL CONNECTORS SINGLE BOX	TC3057	\$24.95
ASSORTMENT 40PC HOSECLAMP SINGLE BOX	TC3091	\$39.00
ASSORTMENT 120PC MINIFUSE SINGLE BOX	TC3038	\$19.90
ASSORTMENT 120PC LARGE FUSE SINGLE BOX	TC3039	\$22.90

## SPRAY SAFETY & ACCESSORIES



### DISPOSABLE COVERALLS

- One size fits all
- Zipper front
- Long sleeves
- Attached hood
- Elastic cuff & ankle

SAFETY

**\$5.60**

SCP8010

### CHEMICAL GLOVES

Complies with EN388:3111



SAFETY

**\$11**

SCP4000

### PROFESSIONAL FACE SHIELD

- Ratchet adjustable headband
- 200mm x 394mm visor



SAFETY

**\$34**

SCP6015

### SUNDSTROM RESPIRATOR KIT

Top quality breathing apparatus

- Complete with a gas filter
- Suitable to most farm spraying operations and a pack of five pre-filters



SAFETY

**\$268**

JA-2101031

## HEAVY DUTY HAND TROLLEY

Ergonomic P-shaped handle design for better comfort and single handed control.

- Fully welded powder coated steel frame for maximum strength and longevity



13" x 4" Solid Puncture Proof Wheels

**300KG**  
**\$95**  
HT2401

**KG**  
**STRONG**  
**300KG**  
**CAPACITY**



**NEW**

## GALVANISED SAW STAND

Compact galvanised steel design with serrated edges to hold logs firmly in place and folds away for easy storage.

- Ideal for pieces of wood 25cm in diameter
- Weight Capacity: 100kg
- Overall length: 830mm L x 830mm W x 800mm H



Close up



**NEW**

**HOT PRICE**

**\$45**

WOOD1

## 60L WATER ROLLER

Maintain a smooth and level lawn with complete ease

- Water filled UV Treated plastic 60 litre garden roller
- Light and easy to use
- Robust tube handles with steel bearings to ensure a long life
- Easy assembly



**WATER ROLLER**

**\$149**

RP5

## SELECTA HEAVY DUTY POLY TRAY WHEELBARROWS

Designed for heavy duty requirements and built tough to work hard.

- Hardwood Timber Handles
- Pneumatic Wheel on steel rim with sealed bearings
- UV treated 100L poly tray for strength & durability
- Heavy Duty 18mm poly base board
- Fully Welded 32mm x 6mm solid flat steel front stays & legs

BB68: 4 Ply 16" x 4.8" wheel

BB68BF: Bigfoot 4 Ply 16" x 6.5" wheel



BB68

**SPECIAL \$270**

BB68BF

**SPECIAL**

**\$250**

BB68

## SELECTA HEAVY DUTY STEEL TRAY WHEELBARROW

Genuine trade quality, 100L heavy duty steel tray wheelbarrow.

- Galvanised Steel Handles
- Bigfoot 16" x 6.5" Pneumatic Wheel on steel rim with sealed bearings
- Robust powder coated steel tray



**TRADE QUALITY**

**\$219**

SHRED

## MULTI TOOL

Perfect for carrying in your pocket or tool belt for use when camping, working, and general outdoor or indoor activities.

- Sturdy aluminium and stainless steel construction
- Spring action pliers with 12 functions



**MULTI-TOOL**

**\$17**

HZ306

## KNIFE & SHEAR SHARPENERS

Multi-functional blade sharpener.

- Ergonomic handle design with finger guard for safety



Knife  
Shears



**SHARPENER**

**\$14**

SHARP02

## HAND TOOLS



Gardenmaster Post Hole Shovel

**SPECIAL \$32.95**

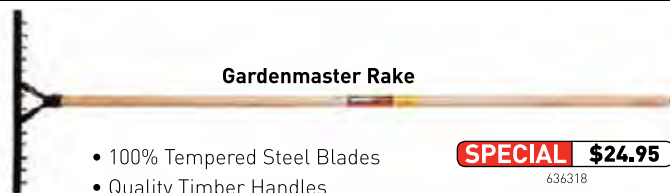
640018



Gardenmaster Spade

**SPECIAL \$31.95**

651120



Gardenmaster Rake

- 100% Tempered Steel Blades
- Quality Timber Handles
- 10 year Guarantee

**SPECIAL \$24.95**

636318

**ONLINE STORE** [silvan.com.au/selectashop](http://silvan.com.au/selectashop)\*

FOR MORE INFORMATION OR DEALER LOCATIONS CALL 1300 745 826 OR VISIT SILVAN.COM.AU





## PORTABLE EVAPORATIVE AIR CONDITIONER

Ideal for garages, workshops, outdoor events and large shops.

- Internal water tank for hours of portable cooling or connect to garden hose for continuous cooling
- Powerful 230V electric motor
- Effective cooling area 70 - 100m<sup>2</sup>
- 3 fan speeds with remote control

### 70 LITRE MODEL - FC440

- 440W, 230V Electric motor
- Max Air Flow 12,000 m<sup>3</sup>/hr
- Effective area 70 - 100m<sup>2</sup>

### 100 LITRE MODEL - FC700

- 700W, 230V Electric motor
- Max Air Flow 18,000 m<sup>3</sup>/hr
- Effective area 70 - 100m<sup>2</sup>
- Higher air flow for faster cooling



Marquees:



Sheds



Stables



Patios



Scan here to learn more

**100L \$1,999**

FC700

**COOL PRICE**

**\$1,149**

FC440

## ANIMAL ENCLOSURES

Two sizes of enclosure, designed for small and large pets. Fully galvanised steel and chain link mesh construction is sturdy, reliable and easy to assemble (flat packed for easy delivery).

- Small Size (m):  
2.3 L x 1.9 W x 1.2 H
- Large Size (m):  
3.9 L x 2.2 W x 1.82 H



**LARGE \$369**

TC8009-2

**SMALL**

**\$259**

TC8009-1

## LED SOLAR OUTDOOR LIGHT

Up to 7 hours of illumination. Ideal for sheds, front gates, pathway, carports and fuel supplies

- Solar panel with swivel mount allows for easy sun alignment
- 12W LED flood light (max 1000 Lumens)
- IP65 water resistant



Wall Mount  
or Post Mount



\*Pole not included

**NEW**

**SECURITY**

**\$199**

SOLAR-2

SILVAN AUSTRALIA PTY. LTD. ABN 48 099 851 144

Free call 1300 745 826 Fax 1800 745 826

Email: info@silvanaust.com Web: silvan.com.au

**Prices include GST, exclude dealer installation and/or freight charges**

**\* Not all products listed are available online. Check Selectashop for details**

All items in this catalogue have been included in good faith on the basis that goods described were available at the time this catalogue was published. Failure of suppliers to deliver in accordance with samples, descriptions, or at all, or other unintentional causes may result in some lines being unavailable. Space may prevent some participating dealers from stocking all items. All brand names and product names used in this publication are trade names, registered trade marks, or pending trade marks of their respective owners.

Your local dealer:



**NEW****600L TANK NOW  
AVAILABLE****ECONOPAK LINKAGE SPRAYER 300, 400 & 600L**

General purpose sprayer combines spot spraying and field spraying with a galvanised boom and hose reel in one economical package.

- Available in 300L, 400L & 600L tank capacities
- 6m galvanised manual fold boom
- 30m spot spraying kit
- 58L/min (2000kPa) pump

**600L****\$4,598**

KBC600

**400L****\$4,125**

KBC400

**300L****\$3,982**

KBC300

**DON'T LET WEEDS OVERRUN YOUR  
PASTURE - CONTROL THEM NOW!**

Weeds can crowd out pastures by competing for nutrients, water and sunlight.

Timing of weed control is critical to reduce the threat of more weed seeds being produced which can germinate in the future.

**ECONOMAX LINKAGE  
SPRAYER 800L**

High capacity sprayer with a 10m galvanised boom and hose reel for field and spot spraying in one package.

- 10m galvanised manual fold boom with nozzle protection and air induction nozzles
- 20m hose reel with Triam 44 spray gun
- 58L/min (2000kPa) pump

**NEW****800L****\$6,391**

KBC800



Silvan Linkage & Trailed equipment available through your local Silvan Machinery dealer

FOR MORE INFORMATION OR DEALER LOCATIONS CALL 1300 745 826 OR VISIT SILVAN.COM.AU





## PASTUREPAK LINKAGE SPRAYER

The complete spraying package for effective weed control in dairy, pasture and general field spraying applications.

- 400L, 600L and 800L capacities
- 6m or 8m fully galvanised boom with air induction nozzles & nozzle protection
- 20m Hose reel with Triam 44 spray gun
- Spray at least 1 hectare per hour\*

\* Based on 400L tank with 6m boom spraying at 100L/Ha

CODE	SIZE	PUMP	PRICE
KBE400	400L (6m Boom)	58 L/min (2000kPa)	<b>\$5,170</b>
KBF400	400L (8m Boom)	58 L/min (2000kPa)	<b>\$5,500</b>
KBE600	600L (6m Boom)	58 L/min (2000kPa)	<b>\$5,445</b>
KBF600	600L (8m Boom)	58 L/min (2000kPa)	<b>\$5,775</b>
KBE800	800L (6m Boom)	71 L/min (1500kPa)	<b>\$6,490</b>
KBF800	800L (8m Boom)	71 L/min (1500kPa)	<b>\$6,820</b>



## 800/1100L SUPER SERIES WITH HYDRAULIC BOOM

Silvan's heavy duty Super Series linkage sprayers are the ideal choice for larger farms and contractors fitted with the independent hydraulic fold Devil boom.

- Silvan 12m or 15m hydraulic HD devil boom with independent left/right fold
- 3 section electric controls with in-cab electric pressure adjustment
- 15L hand wash tank and a 4L tool box
- Oil backed diaphragm pump (121 L/min, 20 Bar)



CODE	SIZE	PRICE
K08N-105E + 032-40D	800L (12m Devil Boom)	<b>\$16,335</b>
K08N-105E + 032-50D	800L (15m Devil Boom)	<b>\$17,435</b>
K11NH-125E + 032-40D	1100L (12m Devil Boom)	<b>\$18,205</b>
K11NH-125E + 032-50D	1100L (15m Devil Boom)	<b>\$19,305</b>

### CHECK YOUR NOZZLES

Nozzle wear rates are influenced by:

- Nozzle construction
- Chemicals used
- Operating pressure
- Careful Cleaning

Nozzle flow rates should be checked regularly to ensure accurate spray application.



## 1600/1900L SUPER SERIES WITH HYDRAULIC BOOM

The latest additions to the extensive Silvan linkage sprayers range, the 1600L and 1900L sprayers are packed with features for efficient spraying.

- 1600L or 1900L main tank with 150 litre flush tank and 10 litre hand wash tank
- Heavy duty galvanised frame with cat II and III linkage
- 3 section electric in-cab controls with electric pressure adjustment
- 30 litre Silmix chemical hopper
- Oil backed diaphragm pump (121 L/min, 20 Bar)

**1600L**  
**\$33,970**  
K16NH-125 + 032-40D  
with 12m Devil Boom

**1900L**  
**\$37,970**  
K19NH-125 + 032-50D  
with 15m Devil Boom



# HORTICULTURAL SPRAYERS **Silvan**

## SUNTUFF LINKAGE SPRAYER

Suntuff air assist TPL sprayers are designed specifically for small orchards and vineyards, and where high performance is required from low horse power tractors.

- The linkage mounted sprayer is particularly suited to narrow rows and smaller properties where restricted headlands make a sharp turning radius necessary
- Fan size and tank can be matched to the application
- Tractor requires a minimum of 25HP



200L

**\$6,600**

D026-71

400L

**\$7,700**

D047-71

500L

**\$8,800**

D058-96

## 1000L COMPACT SUPAFLO SPRAYER

Feature packed with an overall width of only 1.1m for spraying narrow rows in vineyards, berry crops and trellis tomatoes.

- 80L flush tank for flushing the pump, filters and spray lines
- Highly efficient adjustable axial flow fan to suit application
- Optional conveyor for berries, vineyards & trellis tomatoes



1000L

**\$16,940**

AB11AF8R

\* Pictured with optional conveyor

## 600L LINKAGE P50 TURBOMISER

Utilises air shear technology to create a narrow droplet spectrum for excellent coverage at lower application rates.

- Vineyard spray head for narrow vineyards, berries and orchards
- 600L tank with 500mm turbine fan
- Electric on/off controls

LOW VOLUME  
TECHNOLOGY



600L

**\$21,500**

GTM-P50N + GT55-11

## 2000L SUPAFLO

A highly flexible and effective sprayer for use in a wide range of crops such as grapes, citrus, bananas, peaches and subtropical tree crops.

- Glideflex suspension axle for a smooth ride
- Electric on/off controls with in-cab pressure adjustment
- Wide-angle PTO shaft for tighter headland turns



**FREE UPGRADE TO  
BRAVO 180S SPRAY RATE  
CONTROLLER**

2000L

**\$27,490**

DAB23AB8G



## BNE SERIES

Suited to general clearing, pasture topping and vineyard prunings.

- 40 HP to 95 HP for green prunings up to 40mm
- 1240mm, 1520mm, 1810mm & 2100mm working widths
- Rear roller for height control

### Why Mulch?

Promotes new pasture growth



Grass,  
Pasture



Vineyards



**1.2M \$6,980**

BNE120/01-F

**1.5M \$7,580**

BNE150/01-F

**2.1M \$9,150**

BNE210/01-F

**1.8M**

**\$7,980**

BNE180/01-F

## BNU SERIES

A true multi-purpose machine! Fitted with a hinged tailboard for ease of maintenance and a mulching bar to produce a fine mulch.

- Height control is maintained by adjustable skids.
- 50 HP to 125 HP for green prunings up to 90mm
- 1580mm and 1940mm working widths

### Why Mulch?

Clear ground to establish new pastures



General  
Clearing



Vineyards



**1.6M \$10,490**

BNU160/01

**1.95M**

**\$10,990**

BNU195/01

## BK SERIES

The Nobili BK series mulcher is a heavy duty multi-purpose machine, fitted with life greased bearings for a long working life. The BK is fitted with an opening tailboard and a mulching bar is fitted to produce a fine mulch.

- 70 HP to 175 HP for green prunings up to 90mm
- 2300mm, 2792mm and 3205mm working widths

### Why Mulch?

Controls annual weeds by reducing seed set



Pasture



General  
Clearing



**2.8M \$15,990**

BK230/012

**3.2M \$20,650**

BK320/012

**2.3M**

**\$13,900**

BK230/012

## VKD SERIES

The Nobili VKD series mulchers are a medium duty, multi-purpose machine ideal for vineyard and orchard mulching, and for road side mulching by councils. The VKD has side shift to the right with optional hydraulic side shift and height control is maintained by an adjustable full width roller.

- 50 HP to 100 HP for green prunings up to 80mm
- 1530mm, 1718mm, 1906mm, 2094mm and 2280mm working widths

### Why Mulch?

Increase soil organic matter



Vineyards



Orchards



**1.55M \$10,480**

VKD155/06

**1.7M \$10,830**

VKD170/06

**2.1M \$11,670**

VKD210/06

**2.3M \$13,150**

VKD230/06

**1.9M**

**\$11,250**

VKD190/06



# BREVIGLIERI ROTARY HOES **Silvan**

## B40F SERIES

Suited to low horsepower tractors and ideal for small farms, nurseries, vineyards and orchards.

- 820mm, 1020mm, 1220mm, 1420mm & 1620mm working widths
- 15 HP to 40 HP with side chain drive
- Cat I or II three point linkage



**2 Year  
Warranty**



**1.05CM \$3,100**

B40F-105

**1.25CM \$3,250**

B40F-125

**1.45CM \$3,400**

B40F-145

**1.65CM \$3,990**

B40F-165

**0.85CM**

**\$2,950**

B40F-85

## B55F SERIES

Suited to low to medium horsepower tractors for use on small farms and market gardens.

- 30 HP to 60 HP with side gear drive
- 1450mm, 1650mm and 1850mm working widths
- 6 C blades per flange
- Cat I or II three point linkage



**2 Year  
Warranty**



**1.65CM \$5,750**

B55F-165

**1.85CM \$5,900**

B55F-185

**1.45CM**

**\$5,600**

B55F-145

## B83 SERIES

Rigid box construction rotary hoes suitable for medium sized farms and market gardens, preparation of ground and working in stubble and crop residues.

- Based gearbox built to ISO standards.
- 50 HP to 90 HP with side gear drive
- 1550mm, 1800mm and 2050mm working widths
- 6 C blades per flange



**2 Year  
Warranty**



**1.85CM \$8,980**

B83-180

**2.05CM \$9,100**

B83-205

**1.55CM**

**\$8,500**

B83-155

## ALL-STEEL GALVANISED CARRYALL

All round farm use for carrying various items such as fertiliser, fencing, firewood, stock feed tools and spot sprayers.

- 4' wide x 3' deep or 6' wide x 3'6" deep carryall with Cat. I TPL linkage
- Replaceable bolt-on checker plate floor

**6' \$490**

155SF26 (6')

**4'**

**\$420**

155SF16 (4')



## POST HOLE DIGGER

Ideally suited for digging post holes and tree planting.

- Choice of 6" and 12" augers
- 1m effective digging depth

**POST HOLE DIGGER**

**\$1,490**

158PHD30

**6" AUGER \$490**

DCA6

**12" AUGER \$590**

DCA12





## 102 SERIES GP SLASHER

Australian made general purpose slasher suited to clearing paddocks, fields and private roadsides.

- 3'6", 4', 4'6" and 5' cutting widths
- 40 HP gearbox
- Centre mount and offset
- Front steel and rear rubber stoneguards



**2 Year  
Warranty**



**Australian  
Made**



**4' \$2,200**

102RS4

**4'6" \$2,420**

102RS46

**5' \$2,750**

102RS5

**3'6"**

**\$2,090**

102RS36

## 131 SERIES HEAVY DUTY SLASHER

Made in Australia with a 6mm galvanised deck for increased longevity. Suited to large acreage applications including field clearance, firebreaks, private roadsides or where major cutting and clearing is required.

- 5', 6' and 7' cutting widths
- 75 HP gearbox
- Front and rear rubber stoneguards



**2 Year  
Warranty**



**Australian  
Made**



**7' \$5,750**

131RS5G

**6' \$4,850**

131RS6G

**5'**

**\$4,500**

131RS7G

## SITREX FINISHING MOWER

Suited to golf courses, sports grounds & gardens where a smooth finish is required with low HP tractors (12 - 60HP). Designed to cut grass between 25mm and 100mm in height, which can easily be adjusted via 4 sturdy castor wheels.

CODE	DESCRIPTION	WAS	NOW
SM120P	1.2m Rear discharge	\$3,707	<b>\$3,200</b>
SM120L	1.2m Side discharge	\$3,553	<b>\$3,200</b>
SM150P	1.5m Rear discharge	\$3,938	<b>\$3,450</b>
SM150L	1.5m Side discharge	\$3,784	<b>\$3,450</b>
SM180P	1.8m Rear discharge	\$4,389	<b>\$3,800</b>
SM180L	1.8m Side discharge	\$4,092	<b>\$3,800</b>
SM230P	2.3m Rear discharge	\$6,446	<b>\$5,900</b>



## SITREX RP LINKAGE HAYRAKE

A simple robust inline hayrake requiring minimal maintenance suitable for raking, turning and spreading hay crops, grain crops, stubble and sugar cane debris.

- 4, 5 and 6 wheel models
- Working widths 2.6 - 4.1m respectively



**5 WHEEL \$2,189**

HR-RP5

**6 WHEEL \$2,750**

HR-RP6

**4 WHEEL**

**\$1,870**

HR-RP4



# SPREADERS **Silvan**

## PL SPREADER

Has a non-corrosive polyethylene hopper suited to small and medium spreading applications.

- 350 litre capacity poly hopper
- Stainless steel spinning disc
- Includes PTO shaft/drive
- 6m - 18m spreading width
- Optional hopper cover and one or two sided conveyor

350L

**\$1,060**

PL-500



## SX SPREADER

Features a galvanised metal hopper suited to small and medium spreading applications.

- 345 litre capacity
- Includes PTO shaft/drive
- 6m - 18m spreading width
- Optional one-sided conveyor

345L

**\$930**

SX-500GALHOP



## SQTF OSCILLATING SPREADER

The oscillating spreader is designed for precise application of fertiliser and seed at medium to low rates.

- Heavy duty construction for long service
- Manufactured from non-corrosive UV stabilised impact resistant polyethylene
- Frame is made of galvanised, high strength steel. Spout formed from fibreglass reinforced nylon
- Optional hydraulic controls available on 800L and 1000L models

400L

**\$3,950**

RON-SQTF400

800L

**\$5,350**

RON-SQTF800

1000L

**\$5,885**

RON-SQTF1000



## CA TWIN SPINNER SPREADER

A versatile twin spinner spreader suited to pasture and horticulture applications.

- 900L, 1200L, 1500L and 2000 litre capacity
- Stainless Steel hopper & spreading components
- Independent left/right hydraulic controls
- 10m - 24m spreading width
- Optional hopper cover available

STAINLESS  
STEEL  
HOPPER

900L

**\$10,790**

1200L

**\$11,490**

1500L

**\$11,980**

2000L

**\$12,980**

EXCLUSIVE TO

**Silvan**



Silvan Linkage & Trailed equipment available through your local Silvan Machinery dealer

FOR MORE INFORMATION OR DEALER LOCATIONS CALL 1300 745 826 OR VISIT SILVAN.COM.AU

**Silvan**



# SPRAY CONTROLLERS & GUIDANCE



## BRAVO 180S

- Monitors: Area, distance, quantity of liquid, working time & flow rate
- Auto adjustment of application rate by measuring flow rate & speed
- Bravo 180S Horticulture controls up to 4 sections
- Bravo 180S Broadacre controls up to 5 sections
- USB for storing work reports
- Controller kit only (no valves supplied)



**4 SECTION \$3,245**  
BRAVO180HKIT

**5 SECTION \$3,245**  
BRAVO180BAKIT

**2 SECTION**  
**\$3,245**  
BRAVO180SHKIT

## NAVIGATOR LT

Complete GPS system with 5.7" display provides enhanced visual guidance on screen for day and night operation.

- Parallel, curved and circle pivot guidance
- SD card reader for data export & software updates
- Integrated GPS receiver
- Field mapping function



**NAVIGATOR LT**  
**\$3,575**  
467A1000

## HIGH PRESSURE DIAPHRAGM PUMPS

### APS71 PUMP

71L/min open flow  
with 5000KPA max.

**71L/MIN**  
**\$1,120**  
CAPS071



### APS96 PUMP

95L/min open flow  
with 5000KPA max.

**95L/MIN**  
**\$1,310**  
CAPS096



### APS121 PUMP

115L/min open flow  
with 5000KPA max.

**115L/MIN**  
**\$1,600**  
CAPS121



### APS145 PUMP

145L/min open flow  
with 5000KPA max.

**145L/MIN**  
**\$2,030**  
CAPS145



### APS166 PUMP

163L/min open flow  
with 5000KPA max.

**163L/MIN**  
**\$2,710**  
CAPS166



### IDS960 PUMP

93L/min open flow  
with 5000KPA max.

**93L/MIN**  
**\$2,990**  
CDS960



### IDS1701 PUMP

161L/min open flow  
with 5000KPA max.

**161L/MIN**  
**\$3,250**  
CDS1701



### IDS2200 PUMP

208L/min open flow  
with 5000KPA max.

**208L/MIN**  
**\$5,700**  
CDS2200-1



### IDS2600 PUMP

249L/min open flow  
with 5000KPA max.

**249L/MIN**  
**\$5,960**  
CDS2600-1



Silvan Linkage & Trailed equipment available through your local Silvan Machinery dealer

FOR MORE INFORMATION OR DEALER LOCATIONS CALL 1300 745 826 OR VISIT SILVAN.COM.AU

