

# WELCOME to Spring

1st September  
**PRICES VALID**  
2017  
31st October

**32 PAGE CATALOGUE**

**NEW PRODUCTS  
& BONUS OFFERS  
INSIDE!**

## WIDE ANGLE MOTION ACTIVATED SECURITY CAMERA WITH 3G CAPABILITY

Once connected with a 3G mini SD CARD and you have coverage, the camera can be positioned anywhere on farm or isolated locations and detection images can be sent to one or two phone numbers and an email address, for easy of file transfer

- New 3G technology
- Wide angle 100 degrees lens to capture larger areas



**FREE  
MOUNTING  
BRACKET**

**\$499**

SECURE100-3G

**SEE PAGE 18**

IMAGES  
SENT  
STRAIGHT  
TO YOUR  
PHONE

**NEW  
RELEASE**

## SILVAN E-WIND 400 LITRE SKID SPRAYER

Silvan E-Wind 12 volt remote control sprayer features 400L baffled tank, galvanised chassis, heavy duty construction and a 12 volt remote control hose reel. Ideal for all spot spraying applications.

- 100 Metre Smoothline hose & Atomiser gun- snap coupling
- E-Wind 12 Volt high torque hose reel
- BP6020- Honda direct drive engine
- Fully galvanised chassis
- Heavy duty controller



**NEW  
RELEASE**

**SEE PAGE 9**

L04H4-38K180

**\$8,399**



Prices include GST, exclude dealer installation and/or freight charges

[silvan.com.au](http://silvan.com.au)

**Silvan**



# 12V SPRAYERS



Pencil stream  
sprays up to 8m

Conical  
spray pattern

6M  
DELIVERY  
HOSE

SP25-R1

**\$209**

## SPOTPAK REDLINE 25 LITRE SPRAYERS

Rechargeable or 12V options deliver versatile spraying solutions for mower trailers or quad bikes.

- 2.5L/min open flow, 3.3 Bar/50psi max pressure
- 550mm stainless steel lance, adjustable nozzle and tank clips for storage
- **SP25-R1:** With 3m power loom and alligator clips
- **SP25-B:** 12V Rechargeable SLA battery and 240V charger (pictured)

SP25-B

**\$226**



6M  
DELIVERY  
HOSE

Includes convenient  
spray shield

Chemical  
measuring jug

55 LITRE

**\$235**

SP55-R1

100 LITRE

**\$389**

SP100-R2

## SPOTPAK REDLINE 55 & 100L SPRAYERS

- Ideal for weed control and spot spraying
- 550mm stainless steel spray lance and adjustable nozzle
- 3m wiring harness with alligator clips
- **55L:** 2.5L/min open flow or 3.3 Bar/50psi max pressure (pictured)
- **100L:** 5.3L/min open flow, 4 Bar/60psi max pressure



SP100-R2 WITH OPTIONAL  
TR100 TRAILER KIT SHOWN

EASY  
ASSEMBLY

55 LITRE

**\$129**

TR55

100 LITRE

**\$186**

TR100

## TRAILER KITS FOR REDLINE SPRAYERS

- Converts Redline into a trailed sprayer for spraying larger areas with ride-on mowers
- Powder coated steel frame with adjustable double tongue hitch
- Large pneumatic wheels for smoother ride and better manoeuvrability
- **55L Model** with 16" x 4.8" wheels
- **100L Model** with 16" x 6.5" wheels



55 LITRE

**\$131**

TR55-10

100 LITRE

**\$137**

TR100-10

## BOOMLESS NOZZLE KITS

Upgrade Redline trailers for boomless spraying.

- **55L:** 2m spray width
- **100L:** 3m spray width



UP TO THREE TANKS  
PER CHARGE

## 25 LITRE SPOTPAK REDLINE RECHARGEABLE TROLLEY SPRAYER

Hassle free weed control and spraying solution without being plugged into an external power source.

- Spray gun with 550mm Stainless Steel lance, adjustable nozzle and 6m hose
- 2.5L/min open flow or 3.3 Bar/50psi max pressure
- 240V charger supplied plus measuring jug stored beneath the lid

SPRAYS  
UP TO 8M  
DISTANCE

SP25-TR2

**\$299**



Get connected with [silvan.com.au](http://silvan.com.au)



**120PSI  
MAX  
PRESSURE**

## IDEAL FOR WEED CONTROL, SPOT AND FENCELINE SPRAYING

Suitable for use on quad bikes, side by side utes, trays and trailers, with UV stabilised Polytuff tanks to ensure long life.

### SMOOTHFLO SPOTPAK SPRAYERS 50, 100 & 200 LITRE

The professional grade Smoothflo Spotpak range delivers no pulsation & high pressure for effective spot and distance spraying.

- 7L/min (open flow) 8 Bar /120psi max pressure
- Pump is recessed within tank for protection
- Spotjet spray gun with 600mm stainless steel lance & adjustable nozzle with tank clips for neat and easy spray gun storage
- 6 metres of 8mm delivery hose
- Drain plug 3/4" for easy clean and empty
- Non-spill lid, in-built carry handles
- 3 metre battery cable with alligator clips
- Ideal for use with up to 30m 10mm hose

**BONUS  
CHEMICAL  
GLOVES**  
VALUED AT \$11

**\$499**  
SP50-S7

**Constant Flow Technology**  
NO PULSATION!

**BONUS  
DISPOSABLE  
COVERALLS AND  
CHEMICAL GLOVES**

**\$599**  
SP100-S7

**BONUS  
CHEMICAL  
GLOVES**  
VALUED AT \$11

**\$699**  
SP200-S7

## QUAD BIKE SPRAYERS

### WARNING:

Refer to vehicle or tractor manufacturer's instructions for appropriate load and towing limits & fitting positions.

M99-75  
BOOMLESS  
NOZZLE KIT  
INCLUDED

RP50-P1

**\$459**

NEW 70L MODEL ALSO AVAILABLE - SEE BACK PAGE

### 50L QUAD BIKE SPRAYER

- Selecta PakPump 5.3L/min open flow, 4 Bar/60psi max pressure with Viton valves & TPU diaphragms
- Spotjet spray gun with 500mm stainless steel lance and adjustable nozzle
- Ratchet straps to secure to Quad (pair included)
- 6m of 8mm delivery hose
- Anti-spill barrier around lid to protect rider

### 70L RAKPAK PLUS

- 7L/min open flow, 8 Bar/120psi max pressure
- UV stabilised polytuff tank with **internal baffle**
- Pump with Viton valves & Santoprene diaphragm
- Spotjet spray gun with 500mm stainless steel lance and adjustable nozzle
- Ratchet straps to secure to Quad (pair included)



RP70N-S7

**\$779**

### 70 LITRE RAKPAK QUAD BIKE SPRAYER KIT

- 70L tank with **internal baffle**, anti spill barrier around lid.
- Spotjet Spraygun with 6m of hose
- 14L/min open flow, 4 Bar/60psi max pressure
- Tie down ratchet straps



RP70N-S10B

**\$949**

7.4M FULL SPRAY  
REACH BOOMLESS  
NOZZLE KIT

### 1M, 2M & 3M PAK BOOM

- Stainless steel construction. 1, 2 & 3m width, non-drip nozzle assemblies.
- Supplied with connecting hose, on/off tap and mounting clamps
- LC-15 Anvil deflector nozzles @ 2 Bar .97L/min

INCLUDES BREAKAWAY CLIPS (PICTURED) BOOM UNCLIPS IF AN OBSTRUCTION IS HIT

1 METRE BOOM

3 METRE BOOM



1 METRE

**\$228**  
L99-09

2 METRE

**\$282**  
L99-08

3 METRE

**\$399**  
RP1-10

Prices include GST, exclude dealer installation and/or freight charges

**Silvan  
SELECTA™**

**Silvan**



# 12V SPRAYERS

High pressure Trukpak for distance spraying up to 11m

## 200 LITRE TRUKPAK SPRAYER WITH ECONOMY REEL

Spray with the increased flexibility of a 30m hose reel for pest control, roadside or on-farm use.

- Aquatec 7L/min open flow, 8 Bar/120psi max pressure
- 30m of 10mm I.D. Ag hose and professional PA spray gun

TK200-S7-1  
**\$1,149**



## 200 LITRE HIGH PRESSURE TRUKPAK SPRAYER WITH ECONOMY REEL

- Cover more area with a 30m hose reel for close coverage or distance spraying with the one sprayer for pest control, roadside or on-farm use
- 13 Bar/200psi max pressure
- 30m hose & professional Triam spray gun



## 200 LITRE TRUKPAK SPRAYER WITH RETRACTABLE REEL

Comes with a 15m hose retractable reel for pest control, roadside or on-farm use.

- Aquatec 7L/min open flow, 8 Bar/120psi max pressure

8MM BRASS MOUNTING INSERTS

TK200-S7-2  
**\$1,149**



## 200 LITRE HIGH PRESSURE TRUKPAK SPRAYER WITH RETRACTABLE REEL

- 15m hose with professional Triam spray gun for distance and close spraying
- 13 Bar/200psi max pressure



## 300 LITRE SQUATPAK

- Aquatec Smoothflo pump 12V DC
- 7L/min open flow, 8 Bar/120psi max pressure
- Eco hose reel with 30m of 10mm hose
- Atomiser Spray gun with lever adjustable spray pattern from pencil stream to cone mist

SCREW DOWN LID WITH STRAINER FILL BASKET BENEATH

SQ300-S7-1  
**\$1,439**



## 300 LITRE SQUATPAK

- Aquatec Smoothflo pump 12V DC
- 7L/min open flow, 8 Bar/120psi max pressure
- Spring retractable hose reel with 15m of 3/8 hose
- Atomiser + Spray gun with lever adjustable spray pattern from pencil stream to cone mist

SQ300-S7-2  
**\$1,439**



## 200 & 300 LITRE 12V TRAYLINK SPRAYERS

Ideal for applying herbicide, fenceline or firebreak spraying.

- UV stabilised polytuff tank with steel TPL frame (CAT 1) (200L: powder coated, 300L: galvanised)
- Aquatec High Capacity 20L/min open flow, 4 Bar/60psi max pressure
- Regulator with pressure gauge for control and agitation
- 6M hose and Spotjet spray gun with adjustable nozzle
- Boomless swath width of 7.4m (3.7m when one-sided spraying)

K02A 200L pictured right

200 LITRE  
**\$1,690**  
K02A

300 LITRE  
**\$2,390**  
K03A

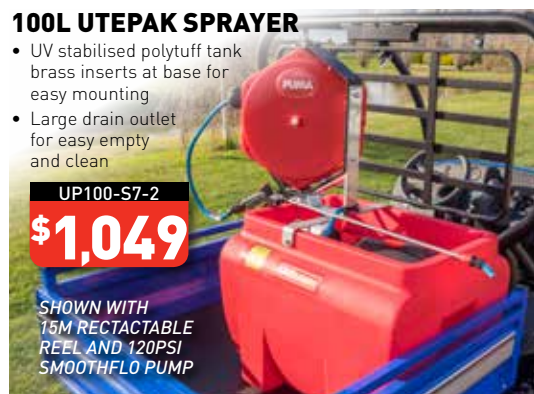


## 100L UTEPAK SPRAYER

- UV stabilised polytuff tank brass inserts at base for easy mounting
- Large drain outlet for easy empty and clean

UP100-S7-2  
**\$1,049**

SHOWN WITH 15M RETRACTABLE REEL AND 120PSI SMOOTHFLO PUMP



Get connected with [silvan.com.au](http://silvan.com.au)



## 300 LITRE TRAILED LIGHTFOOT SPRAYERS

These complete trailed ATV sprayers come pre-equipped ready for spot and boom spraying to suit a variety of applications. 300L standard boomless ideal for coarse droplet herbicide and fertiliser application. 300L professional with boom for more precise application.



### 300 LITRE LIGHTFOOT SPRAYER ENGINE DRIVE PUMP

- Retractable hoses 15m x 10mm hose with Atomiser spraygun
- 1 x on/off electric solenoid max 150psi to operate boom
- 4m cross fold boom

HONDA  
GX120  
ENGINE

ALSO AVAILABLE WITH NO BOOM OR REEL LT30-34 \$4,430

NEW  
RELEASE

ENGINE DRIVEN COMET  
MC20/20 18L/MIN 20  
BAR/290PSI MAX PRESSURE

PETROL  
ENGINE/  
PUMP  
COMBINATION

LT30-34-2

\$5,649

AIR INDUCTION  
NOZZLES FOR DRIFT  
REDUCTION

### 300 LITRE 12V LIGHTFOOT SPRAYER

- 30m of 10mm ID Ag hose with variable spray gun (LT30-S8-2)
- Aquatec 20L/min open flow, 4 Bar/60psi max pressure with inline filter and pressure regulator
- 4m max coverage with galvanised cross fold boom with spring loaded break back and non-drip nozzle bodies

7.4M SPRAY WIDTH  
\$3,399  
LT30-S8-1

300 LITRE  
\$3,899  
LT30-S8-2

300L TRAILED WITH TWIN BOOMLESS  
NOZZLE (NO REEL) LT30-S8-1



### 12 VOLT 200 LITRE RECHARGABLE EQUINE/WEED SPRAYERS

STANDARDS FEATURES INCLUDE:

- 200L UV Stabilized Polytuff tank with 255mm filling and drain outlet
- 240 Volt to 12 Volt AC charger and battery
- Easy access ON/OFF power switch and charging socket
- Heavy duty trolley with pneumatic tyres
- Easy to pull by handle or tow hitch

Equine sprayer is designed for cooling horses after training/racing, cattle and for wash down applications.

- 14L/Min open flow pump, 4 Bar/60psi max pressure
- 6m of 8mm delivery hose and shower head rose spray gun

Weed sprayer designed for hot houses, nurseries, gardens and weed spraying applications.

- Smoothflo 7L/Min open flow pump, 8 Bar/120psi max pressure
- 6m of 8mm delivery hose and PA spray gun



EASY TO PULL BY  
HANDLE OR LOW  
SPEED TOW HITCH

EQUINE SPRAYER

\$1,429  
TK200-S10GG

WEED SPRAYER

\$1,429  
TK200-S7NU

NEW  
RELEASE





# SPRAY ACCESSORIES

## ATV BOOMLESS NOZZLE KIT

Ideal for applications where a conventional boom cannot be used due to obstacles, such as power poles, guardrails, fences, trees, etc. Attaches to your quad bike rack and can run off your 12V pump.

- Can be set for spraying one or both sides
- Adjustable for gully spraying
- Large droplets, ideal for herbicide
- **M99-74:**  
Suits pumps 5-10L/min
- **M99-75:**  
Suits pumps 10-20L/min

1 JET (3.7M SWATH)

**\$179**

M99-74



2 JET 7.4M SWATH

**\$189**

M99-75



## CONVERTIBLE BRASS BOOMLESS NOZZLE

Attaches easily to your quad bike rack or vehicle frame eliminating the need for a spray boom.


- Includes extra nozzle for one-sided spraying ~ 3.5m swath
- Easily connects to common 12V pumps (5-10L/min)
- Includes inline on/off tap

M99-65

**\$149**

180° SPRAY

90° SPRAY



## 6M & 8M FIELD BOOMS

Medium-duty corrosion resistant hot dip galvanised frame in 6 or 8m spraying width. Features break back device that protects boom if an obstruction is hit.

- Ideal for linkage or trailer type sprayers
- Nozzles fully shielded from damage
- Supplied with AIXR002 Air Induction nozzles
- 6M boom pictured (032-044-6)



032-044-6

**\$1,430**

032-044-8

**\$1,870**

FULLY FOLDING ARMS WITH STAINLESS STEEL SPRAYLINES AND NON-DRIP NOZZLE ASSEMBLY



## 3M & 4M CROSS FOLD BOOM

- Break back device protects boom if an obstruction is hit
- Designed for rear carry-all on most ATVs
- Adjustable height and quick fold mechanism
- Non-drip nozzle assemblies
- Mounting brackets supplied



RP1-25

**\$866**

STAINLESS STEEL SPRAYLINES XR11002-VP TEEJET NOZZLES

RP1-26

**\$991**



3M CROSS FOLD BOOM

AIR / WATER / CHEMICAL

## 15M SPRING RETRACTABLE HOSE REEL

Suitable for air, water or agricultural chemicals.

- Can also be mounted on workshop wall
- 1/4" BSP M outlet connection
- 20 Bar/290psi max pressure
- 15m of 10mm ID hose
- 1.5m inlet hose

IDEAL TO USE WITH 100L REDLINE SPRAYER AND SMOOTHFLO SPRAYERS

WAS \$189

**\$165**

180J1510A



## 10M SPRING RETRACTABLE HOSE REEL

Ideal for 12V spot spraying and linkage sprayers.

- Can also be mounted on workshop wall
- 1/4" BSP M inlet outlet connection
- 10m of 8mm ID hose
- 16 Bar/240psi max pressure

180L01008A

**\$129**

SWIVELLING STEEL MOUNTING BRACKET

NEW RELEASE




## TPL BOOMLESS NOZZLE

Designed for 3 point linkage units running between 30 and 60psi spraying pressure.

- Sprays 10.4m both sides together or 4.8m one side (with blanking cap - included)

M99-76

**\$269**



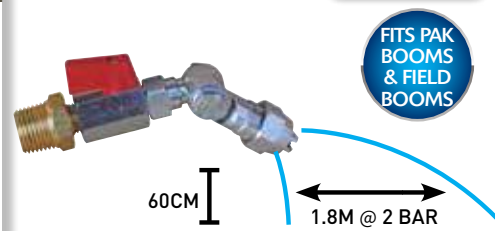
## BOOM FENCELINE KIT (TWIN PACK)

Mounts on the end of boom (minimum boom height 500mm).

- 1/2" BSP connection with nozzle swivel and on/off tap

M99-72

**\$153**



FITS PAK BOOMS & FIELD BOOMS

60CM

1.8M @ 2 BAR



Get connected with [silvan.com.au](http://silvan.com.au)



# PORTABLE SPRAYERS

## 12L HEAVY DUTY TROLLEY PRESSURE SPRAYER

- Accurate application of herbicide, pesticide, fertiliser, degreaser & cleaning products
- 500mm aluminium lance & adjust nozzle

WAS \$87

**\$79**

TR12-2



**SPECIAL PRICE**

VITON<sup>®</sup>  
SEALS & GASKETS  
EQUIPPED

## SILVAN 15L BACKPACK SPRAYER

Simple to use sprayer, ideal for weed control, garden pest and fungicide applications.

- Stainless steel lance with filter, lockable trigger and adjustable nozzle
- Viton diaphragm for use with various chemicals
- Anti-spill screw lid and strainer
- Padded straps and switchable pump handle

KN15D-1

**\$79**



Adjustable Padded Straps & Handle Storage



## CHAPIN SURESPRAY HANDSPRAYERS

Suitable for pesticides, herbicides, fertilisers, cleaning products and degreaser.

- 4L or 8L capacities
- Wide funnel top opening
- Measuring cup and spray shield included

4L - WAS \$63

**\$57**

CP-27010

8L - WAS \$73

**\$67**

CP-27020



4L

8L

## 15L PRO SERIES PISTON KNAPSACK

- Professional sprayer for weed & pest control or liquid fertilising
- Superior anti-spill lid
- Viton seals

WAS \$188

**\$169**

CP-61800



**SPECIAL PRICE**



VITON<sup>®</sup>  
SEALS & GASKETS  
EQUIPPED

## SILVAN 20L FIRE FIGHTER KNAPSACK

Ideal for ember suppression, spot fires and burn-off management

- Robust double-action hand pump, meets the requirements of AS1687
- Adjustable nozzle supports targeted distance spraying and closer broader ember suppression
- Left or right handed operation
- Gun holder for storage
- Suction filter

KN20F-1

**\$159**



## 15L HEAVY DUTY CHAPIN KNAPSACK

Commercial quality sprayer with Jet Clean self-cleaning filter for garden maintenance.

- Cushion grip and 3 nozzles



**BONUS**  
DISPOSABLE  
COVERALLS AND  
CHEMICAL GLOVES

**\$219**

CP-63900



Stainless Steel wand

Easy to use gun

JetClean self-cleaning pump

VITON<sup>®</sup>  
SEALS & GASKETS  
EQUIPPED

## 14L BLOWAMIST SPRAYER

For nursery, greenhouse or small orchard use.

- Fan forced spray mist generates coverage deep into foliage
- Compact 2 stroke 43cc engine
- Chemical throw up to 15 metres

NBB-3W650

**\$499**



PRODUCES  
A FINE  
MIST

## DISPOSABLE COVERALLS

- Zipper front. Long sleeves
- Attached hood. Elastic cuff and ankle

**\$5.60**

SCP8010



ONE SIZE  
FITS ALL

## PROFESSIONAL FACE SHIELD

- Ratchet adjustable headband
- 200mm x 394mm visor

**\$34**

SCP6015





# SLED SPRAYERS

## 300 LITRE SKID SPRAYER WITH REEL TUFF REMOTE REEL

Australian made REEL TUFF Remote hose reel galvanised steel construction for enhanced durability, direct drive gearbox, long range interference-free remote control, hub position lock with spring loaded mechanism.

- 300L Polytuff tank with sump
- Turbo 400 spray gun and liquid shutoff snap coupling for easy removal, storage or change
- Steel skid frame, hot dipped galvanised skid for extra durability and superior corrosion resistance
- Engine driven Comet BP60/20 Diaphragm pump 58L/min open flow or 20 Bar/290psi max pressure with regulator and spare outlets
- Honda GX160 5.5HP engine & direct drive reduction gearbox
- 100m Smoothline hose



L03H4-38R147

**\$8,799**

## REEL TUFF 12V HEAVY DUTY REMOTE REEL

The professional tool for convenience, ideal for contract spraying or farm. This reel can be used for road side spraying, through undulating scrub, poultry sheds or glasshouses.

- Heavy-Duty High torque Direct Drive Gear box
- Galvanised steel construction for corrosion & scratch resistance
- Long range remote system with automatic frequency hopping technology for interference-free use
- Turbo 400 spray gun with Snap-Lock connectors for neat storage. Ratcheting pin lock for transport, keeps hose on the spool

100M  
OF 1/2"  
NYLON  
TUBING



147R10012T

**\$4,170**

## 400 LITRE SKID SPRAYER WITH REEL TUFF REMOTE REEL


- 400L baffled tank with sump, fitted to galvanised skid
- Honda engine and Comet 60/20 pump (58L/min open flow, 20 Bar 290psi max pressure)
- 100m Smoothline hose and Turbo 400 spray gun

400L SINGLE REEL

**\$8,999**  
L04H4-38R147

400L TWIN REEL

**\$12,999**  
L04H4-38R147T



INTER-  
FERENCE FREE  
RADIO

LONG  
RANGE  
REMOTE  
SYSTEM

## 600 LITRE SKID SPRAYER WITH REEL TUFF REMOTE REEL

- 600L Polytuff tank with sump, fitted to galvanised skid
- Honda engine and Comet 60/20 pump (58L/min open flow, 20 Bar 290psi max pressure)
- Reel Tuff remote reel with 100m Smoothline hose & Turbo 400 spray gun

600L SINGLE REEL

**\$9,199**  
L06H4-38R147

600L TWIN REEL

**\$13,370**  
L06H4-38R147T



INTER-  
FERENCE FREE  
RADIO

## 400 LITRE SKID SPRAYER WITH TWIN REEL TUFF REMOTE REEL

- UV stabilised polytuff tank with internal baffle and sump
- Honda 5.5HP engine with high quality Italian diaphragm pump
- 58L.min open flow 20 Bar/290psi max pressure
- Supplied with Turbo 400 spray guns to produce a mist to a pencil straight stream spray pattern

L04H4-38R147T

**\$12,999**

FULLY GALVANISED  
SKID FRAME



NEW  
RELEASE

MINE SPEC QUALITY  
GALVANISED HOSE  
REEL WITH INTERNAL  
GEARBOX

TURBO SPRAY GUN WITH  
VARIABLE FLOW AND SPRAY  
PATTERN ADJUSTABLE AT  
YOUR FINGERTIPS



Get connected with [silvan.com.au](http://silvan.com.au)



## SILVAN SLED SPRAYERS ARE IDEAL FOR SPOT SPRAYING

Also suitable for fitting to Utilities, UTV, Trucks and Trailers Sizes include 300, 400, 600, 800 and 1000 Litre tank capacities.  
Available with remote control hose reels and a range of engine driven Silvan diaphragm pumps.

**NEW  
RELEASE**



5.5HP HONDA GX160 ENGINE



HEAVY DUTY CONTROLLER

### SILVAN 400L E-WIND 12 VOLT REMOTE CONTROL HOSEREEL


Silvan E-Wind 12 volt remote control sprayer features 400 litre baffled tank, Silvan diaphragm pump and Honda engine, heavy duty construction and 12 volt remote control reel.

- 400L baffled UV Stabilized Polyuff tank with sump
- 5.5Hp Honda GX160 engine with 60/20 diaphragm pump, 58L/min open flow, 20 Bar/290psi max pressure
- 12 Volt high Torque electric motor direct coupled to gearbox. Max 25amp under load
- Heavy Duty steel construction hosereel with powder-coated finish
- Reel hub freely unwinds and uses electric clutch to engage rewind
- Aerial is positioned inside the control box
- 100m smoothline hose and Atomiser + spray gun

L04H4-38K180

**\$8,399**

FULLY GALVANISED SKID FRAME



400L BAFFLED UV STABILIZED POLYTUFF TANK WITH SUMP

100M SMOOTHLINE HOSE & ATOMISER + SPRAY GUN



### SILVAN E-WIND 12 VOLT REMOTE HOSEREEL

- Heavy Duty steel construction with powder-coated finish
- 12 Volt high Torque electric motor direct coupled to gearbox. Max 25amp under load
- Reel hub freely unwinds and uses electric clutch to engage rewind
- Aerial is positioned inside the control box
- Heavy duty controller
- 100m smoothline hose and Atomiser + spray gun

**NEW  
RELEASE**

180K10012T

**\$3,599**



### 400L SQUATPAK MOTORISED SPRAYER, REEL AND GUN

- Provides a range of outputs to support general spot spraying, high volume spraying and high pressure spraying
- 38L/min open flow 40 Bar/580psi max pressure
- 30m hose reel and professional Triam spray gun
- Baffled tank to reduce surge

L04H4-42

**\$4,980**



HONDA 5.5HP GX160 ENGINE

BAFFLED TANK

Prices include GST, exclude dealer installation and/or freight charges

**Silvan  
SELECTA™**

**Silvan**



# FIREFIGHTING

## 400 LITRE HONDA/DAVEY FIREFIGHTER

- 5.5HP Honda GX160 motor with Davey single impeller pump, max pressure 80psi (or 425L/min open flow)

**SQF400D:** 20m hose & adjustable nozzle

**SQF400D-1:** Hose reel with 30m hose & adjustable nozzle



SQF400D

**\$2,939**

SQF400D-1

**\$3,299**



## 400 LITRE SELECTA POWER FIREFIGHTER

Ideal for use on UTVs and utes for firefighting, water transfer and washdown.

- 6.5HP Selecta Power engine with high pressure, twin impeller pump, max pressure 100psi (or 250L/min open flow)
- 20m hose with adjustable fire nozzle

SQF400S

**\$2,139**

**TWIN  
STAGE  
PUMP**



Hosereel, fitted with 30mtr 3/4" I.D. hose and poly adjustable firefighter nozzle



SQF600D-1

**\$3,595**

## 600 LITRE SILVAN HONDA DAVEY FIREFIGHTING UNIT

- UV stabilised Polytuff tank meets harsh Australian conditions
- Tie down points moulded into the top of the tank
- Internal Baffle to reduce surge when travelling
- 80psi max pressure or 425L/Min open flow
- Screw down lid with breather and strainer basket
- 4 Stroke 5.5HP GX160 Honda Engine, direct coupled Impeller
- Fuel capacity 3.6 Litre (Unleaded)



SQF600D

20mtr 3/4" I.D. hose and poly adjustable firefighter nozzle

**BONUS**  
20L FIRE FIGHTER  
KNAPSACK  
VALUED AT \$159  
**\$3,099**  
SQF600D



## 800 LITRE HONDA DAVEY FIREFIGHTING UNIT

- 4 Stroke 5.5HP GX160 Honda Engine
- 425L/min open flow or 80psi max pressure
- **SQF800D** - 20m 3/4" hose and adjustable nozzle
- **SQF800D-1** - Hosereel with 30m 3/4" hose and adjustable nozzle

**BONUS**  
20L FIRE FIGHTER  
KNAPSACK  
VALUED AT \$159  
**\$3,439**  
SQF800D  
**\$3,769**  
SQF800D-1



DAVEY SINGLE IMPELLA PUMP

## 800 LITRE SELECTA POWER UNIT

Heavy duty hosereel, fitted with 30mtr 3/4" I.D. hose and poly adjustable firefighting nozzle.

- 4 Stroke 6.5HP Selecta Power Engine, twin Alloy Impeller
- 100psi max pressure (or 250L/min open flow)

**BONUS**  
20L FIRE FIGHTER  
KNAPSACK  
VALUED AT \$159  
**\$3,259**  
SQF800S-1



**TWIN  
STAGE  
PUMP**

## 1100 LITRE HONDA DAVEY UNIT

- 4 Stroke 5.5HP GX160 Honda Engine, direct coupled Impellor
- Max pressure 80psi (or 425L/min open flow)
- Maximum head 56 (metres)
- 30m x 3/4" hose and adjustable nozzle



**GALVANISED SLED  
WITH FORKLIFT POINTS**

SLF1000D-1

**\$4,069**



## 2200 LITRE HONDA DAVEY SLED UNIT

- Honda 4 Stroke 5.5HP GX160 engine, direct coupled to Davey Pump
- Max 425L/min open flow or 80psi max pressure
- Heavy duty hosereel, 30m x 3/4" hose and adjustable nozzle

SLF2200D-1  
**\$6,060**



UV stabilised Polytuff tank that meets the harsh Australian conditions



Get connected with [silvan.com.au](http://silvan.com.au)



## ALL OUR FIREFIGHTING UNITS ARE FACTORY TESTED AND READY FOR USE

Silvan Firefighting units are made of high quality components sourced from world class manufacturers. Ideal for water transfer and washdown of machinery.



### 400, 600 & 800 LITRE BARE DIY FIREFIGHTING TANKS

The Silvan firefighting SquatPak tanks are fitted with a base plate and are baffled to reduce surge when travelling. Suction fittings are provided to mount various pump & hose combinations.



**SQF400B**  
**\$1,060**



**SQF600B**  
**\$1,190**



**SQF800B**  
**\$1,690**

**BAFFLED TANK**

**UNIQUE TWIN BAFFLED TANK**

### 100 & 200 LITRE TANKS



**430-0100A**  
**\$451**



**430-0200A**  
**\$510**

• 1 1/4" threaded outlet

### 600 LITRE BARREL TANK



**430-0600R**  
**\$761**

• 1 1/4" threaded outlet

**BUILD YOUR OWN FIREFIGHTER**

### 100 & 200 LITRE TANKS



**100 LITRE**  
**\$451**  
430-0100AW



**200 LITRE**  
**\$510**  
430-0200AW

• 1 1/4" threaded outlet

### 1100 & 2200 LITRE FREESTANDING TANKS

Free-standing large capacity UV stabilised Polytuff firefighting tanks for free-standing or skid mounted configurations. Ready to add your own firefighting pump and hose configurations.



**1100 LITRE**  
**\$1,510**  
430-1000U



**2200 LITRE**  
**\$2,610**  
430-2200



**50 LITRE**  
**\$216**  
430-50S



**100 LITRE**  
**\$354**  
430-100S



**200 LITRE**  
**\$471**  
430-200S


The Silvan Selecta Power water transfer pumps handle high volume water pumping and are ideal when portability is needed or electrical power supply is scarce

### SILVAN SELECTA POWER FIREFIGHTING PUMP

For firefighting and watering and features a carry/mounting frame for mobility and added protection.

- Max. 250 L/min open flow, 100psi max pressure
- 4 stroke over head cam engine with oil alert
- Direct coupled centrifugal, twin impeller firefighting pump
- Maximum suction lift 3.5 metres
- 1 x 1 1/2" inlet, 2 x 1" outlet, 1 x 1 1/2" outlet

#### OPTIONAL ACCESSORIES



Hose kit (LBA-100A)  
**\$282**



**LBA-100**  
**\$689**

**TWIN STAGE PUMP**

### FOUR STROKE COMPACT WATER PUMP

Centrifugal water pump with handy carry handle for fire control, watering and washing.

- 115 L/min open flow, 40 psi max pressure
- 3 metres suction lift
- Outlet and inlet connections 1" BSP (25mm)
- 4 Stroke, 33 cc capacity with recoil start
- 0.6L fuel tank capacity
- Petrol powered – no mixing



**HOT PRICE!**

**WAS \$399**  
**\$299**  
LBA-115

### FIREFIGHTING PISTOL

Brass body covered by a shockproof plastic housings and fitted with 3 shockproof rings.

- Ideal for firefighting or wash down

**WAS \$213**  
**\$199**  
410-40



**24 BAR, MAXIMUM OUTPUT 60 L/MIN**

### FIREFIGHTING NOZZLE

High density plastic outer and inner body with adjustable spray from straight to conical pattern.

**WAS \$66**  
**\$59**  
422-502



**3/4" BSP FEMALE THREAD**



# SPRAY GUNS

DESIGNED  
BY  
**SILVAN**

ERGONOMIC  
HANDLE  
REDUCES  
FATIGUE

**NEW** and improved  
handle design  
exclusive to SILVAN

Polypropylene  
hand gun  
construction  
and comfortable  
ergonomic trigger  
grip action

OLD  
HANDLE  
DESIGN

Max. pressure rating of 4000kPa  
(600psi) Variable spray pattern from  
straight stream to conical mist

Supplied with 1/2"  
and 3/8" hoses and swivel

## SILVAN JETPRO SPRAY GUN

- Strong corrosion resistant lance with non-drip shut-off at nozzle
- Max pressure 40 Bar (600psi) to support atomising spray for greater coverage
- Professional spray gun, that has the ability to deliver a straight stream to a cone spray pattern by easily adjusting the trigger
- Locking device that allows the operator to set a desired spray pattern for easier constant spraying requirements

**BONUS**  
CHEMICAL  
GLOVES  
VALUED AT \$11  
**\$129**  
410-53

Pencil stream is ideal  
for herbicide and  
distance spraying

Fine cone pattern  
is ideal for spraying  
pesticide

## TRIAM SPRAY GUN - MAXI

Ideal for high pressure applications with a trigger adjustable spray pattern for straight stream for distance or wide cone for atomising with non-drip shut-off at nozzle. Has a sturdy stainless steel/brass barrel and a polypropylene hand gun construction to help reduce fatigue. Supplied with hose swivel, cone and fan nozzle.

1/2" BSP M INLET  
SUPPLIED WITH 3/8"  
AND 1/2" HOSETAILS

410-12

**\$277**

## SILVAN VARIJET SPRAY GUN MKII

Lightweight, corrosion resistant ergonomical design, sprays from straight stream to conical mist.

- Spray pattern changes by rotating gun barrel
- On/off trigger grip action with lock off position
- 1/2" BSP M inlet with hose tail to fit 10/12.5mm hose
- Hose swivel Included

DESIGNED TO  
REDUCE FATIGUE  
WHILE SPRAYING

## GUNJET 30 SPRAY GUN

The Gunjet 30 spray gun is ideal for all types of spraying. Durable and designed for excellent corrosion resistance. The AAB30L-1/4 body and trigger are moulded from tough nylon and the AAB30L-PP from polypropylene.

\* Hosetails not supplied

AAB30L-PP

**\$135**

## COMPACT PA SPRAY GUNS

Designed to help reduce fatigue whilst hand spraying. Popular with farmers, orchardists and contractors they are manufactured in a range of materials from stainless steel, brass and polypropylene.

- On/off trigger grip action with lock off position
- 1/4" BSP F inlet supplied with 3/8" and 1/2" hoses
- Fibreglass reinforced body

HELPS  
REDUCE  
FATIGUE

410-38

**\$168**

410-30

**\$136**

410-34

**\$139**

## TURBO 400 SPRAY GUN

Straight stream or conical mist with Polypropylene hand piece.

- Minimum operating pressure for misting is 150psi
- 1/2" BSP M inlet and hose swivel
- Supplied with 3/8" and 1/2" hoses

SPECIAL  
PRICE

WAS \$209

**\$169**

411-22



Get connected with [silvan.com.au](http://silvan.com.au)



# SILVAN OFFERS AN EXTENSIVE RANGE OF SPRAY GUNS, SPRAY PISTOLS, HAND GUNS AND LANCES TO SUIT EVERY SPRAYING APPLICATION

Features include variable spray patterns and misting options, extendable lance on some models and will suit low, medium and high pressure applications.

## SILVAN TOMMY GUN

Ideal for use in chook sheds for cleaning, spraying tall trees and long distance spraying applications.

- Heavy duty gun, on/off trigger, adjustable spray pattern and two handed grip
- Produces a powerful straight stream to a fine mist
- Operating pressure from 15 to 50 bar and supplied with 1.5 & 2.5mm nozzles



410-54

**\$99**

## CHEMICAL GLOVES

- Complies with EN388:3111
- Resistant to oil, grease and chemicals

SCP4000

**\$11**

SPRAY  
SAFELY



SPRAY LEVER CHANGES THE SPRAY PATTERN

PENCIL STREAM IS IDEAL FOR HERBICIDE AND DISTANCE SPRAYING

FINE MIST SETTING IS IDEAL FOR SPRAYING PESTICIDE

## SILVAN ATOMISER + SPRAY GUN

A Heavy duty spray gun designed for professional and general spraying with an ergonomic handle to maintain comfort of use. An adjustable spray lever changes spray from straight stream to conical mist.

HEAVY DUTY POLYPROPYLENE CONSTRUCTION  
WITH STEEL/BRASS BARREL

40 BAR  
MAXIMUM  
PRESSURE

WAS \$102

**\$89**

410-52

## SILVAN TELESCOPIC SPRAY LANCE

Supplied standard with fully adjustable nozzle. Extends from 600mm to 1000mm.

- 6.6 Bar/100psi max pressure
- 8mm hose size
- 0.2kg

WAS \$60

**\$49**

410-26

## SILVAN TRIGGER SPRAY GUN

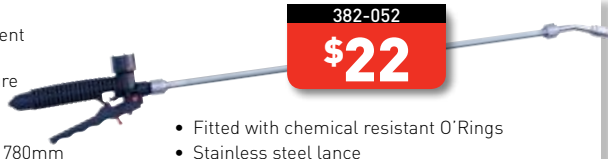
Lightweight durable spray gun is a replacement gun for most 12V sprayers and knapsacks.

- The poly hand piece has a lock on/off feature
- Adjustable nozzle that produces a straight stream or a conical spray pattern
- Hose ID 6mm OD 12mm Wt .206kg, length 780mm

382-052

**\$22**

- Fitted with chemical resistant O' Rings
- Stainless steel lance



## M30 JET TRIGGER SPRAY GUNS

Features a very strong and sturdy hand gun body with on/off trigger and locking device. Extremely lightweight and comfortable. Supplied with extension lance and brass adjustable nozzle.

- 1/2" BSP M inlet supplied with 3/8" and 1/2" hosetails

Pencil stream  
sprays up to 8m\*

Adjustable conical  
spray pattern

710MM LONG

**\$83**

411-26

BRASS  
ADJUSTABLE  
NOZZLE

370MM LONG

**\$81**

411-25



NEW  
RELEASE

410-55

**\$159**

UNIQUE  
DESIGN



## SILVAN HIGH PRESSURE HAND GUN

- Utilise the power of your spray pump to operate this high powered pressure washer
- Circular pulse nozzle enhances pressure for deep cleaning
- Requires 30 + Bar to operate
- Ideal for cleaning Tractor, Implements and sprayers after use and general cleaning
- Portable use as this cleaning gun can be used anywhere within the range of your high pressure sprayer and doesn't require a 240V Connection



# UPGRADE YOUR SPRAYER PUMP

## BP SERIES

All Silvan diaphragm pumps are built for 540 RPM operation, are Self-priming and designed so no special tools are required for service. Tough and reliable they will run dry without risk of damage.

\*All pumps are supplied, ready to use with 40/20 motor oil in the Crankcase.



### SILVAN BP20/15 PUMP

- 191L/min open flow, 20 Bar/290psi max pressure
- 1 3/8 six splined shaft
- Supplied with hose connections and mounting base plate

WAS \$999  
**\$879**  
CBP02015



### SILVAN 60/20 PTO PUMP

- 58L/min open flow, 20 Bar/290psi max pressure
- 1 3/8 six splined shaft
- Supplied with hose connections and mounting base plate

WAS \$1,010  
**\$899**  
CBP06020



### SILVAN 125/20 PTO PUMP

- 121L/min open flow, 20 Bar/290psi max pressure
- 1 3/8 six splined shaft
- Supplied with hose connections and mounting base plate

WAS \$1,539  
**\$1,349**  
CBP12520



### 12V AQUATEC HIGH CAPACITY PUMP

- 4 Bar/60psi max pressure
- Viton valves/santoprene diaphragm
- Supplied with 2 x 1/2" elbow and 2 x 1/2" threaded connectors

14L/M OPEN FLOW

NEW RELEASE

IDEAL FOR BOOM SPRAYING

NEW PRODUCT

**\$269**  
DDP-555



### 12V SMOOTHFLO PUMP

Can be retrofitted to most 12 volt sprayers.

- 7L/min open flow, 8 Bar/120psi max pressure
- Viton valves/Santoprene diaphragm

PULSATION FREE

Constant Flow Technology  
NO PULSATION!

DDP-552A  
**\$223**



### 12V AQUATEC 20L/MIN PUMP

Ideal for boom spraying.

- 20L/min open flow, 4 Bar/60psi max pressure
- Viton valves/Santoprene diaphragm

DDP-550  
**\$413**



### 12V AQUATEC 26.5L/MIN PUMP

- 26.5L/min open flow, 4 Bar/60 psi max pressure
- Viton valves/Santoprene diaphragm

IDEAL FOR BOOM SPRAYING

DDP-551  
**\$676**



### SILVAN PAKPUMP 3.1L/MIN

Ideal for spot spraying, single nozzle applications.

- 3.1L/min or 60psi
- Viton Valves, TPU diaphragm

IDEAL FOR SPOT SPRAYING

381-38  
**\$113**



### SILVAN PAKPUMP 5.3L/MIN

Mid-range pump for spot spraying or small boom applications.

- 5.3L/min open flow, 4 Bar/60psi max pressure
- Viton valves/Santoprene diaphragm

IDEAL FOR SPOT SPRAYING

381-2000  
**\$179**



### SILVAN PAKPUMP 12.5L/MIN

This larger flow rate pump is ideal for small-medium boom spraying or fluid transfer applications.

- 12.5L/min open flow, 2 Bar/45psi max pressure
- Viton Valves, TPU diaphragm

IDEAL FOR BOOM SPRAYING

381-125  
**\$182**



### 8000 SHURFLO PUMP 6.8L/MIN

Ideal for agricultural and industrial applications.

- 6.8L/min open flow, 4 Bar/60psi max pressure
- Viton valves/Santoprene diaphragm

IDEAL FOR SPOT SPRAYING

361-8000  
**\$229**



### 2088 SHURFLO PUMP 11.3L/MIN

Ideal for higher flow boom spraying and fluid transfer applications.

- 11.3L/min open flow, 3 Bar/45psi max pressure
- Viton valves/Santoprene diaphragm

IDEAL FOR BOOM SPRAYING

WAS \$319  
**\$299**  
361-2088



### AG RUNNER CHEM TRANSFER

- Max Output: 40 L/min open flow, variable depending on viscosity
- Viton equipped pump
- Max. Pressure: 15psi

WAS \$2,130  
**\$1,999**  
361-SF1105-PTS



Get connected with [silvan.com.au](http://silvan.com.au)



## THE SILVAN RANGE OF PUMPS ARE AVAILABLE TO SUIT MOST SPRAYERS AND SPRAY APPLICATIONS

Choose from 12 volt DC, PTO powered diaphragm version, Engine function with a range of flows and pressures available to suit your application.

### MC20/20 MOTORISED UNIT

- 18.5L/min open flow, 20 Bar/290psi max pressure
- Oil backed diaphragm pump
- Direct coupled to motor
- Adjustable pressure regulator
- Inlet size: 19mm; Outlet size: 10mm
- 1 metre maximum suction lift

HONDA  
ENGINE  
GX120



LBA-34C  
**\$2,390**

### BP60/20 MOTORISED UNIT

- 58L/min open flow, 20 Bar/290psi max pressure
- Oil backed diaphragm pump
- Direct coupled to motor
- Adjustable pressure regulator
- Pressure accumulator with pressure gauge
- Inlet size: 25mm; Outlet size: 12mm

HONDA  
ENGINE  
GX160



WAS \$3,160  
**\$2,499**  
LBA-38C

### APS41 MOTORISED UNIT

- 38L/min open flow, 40 Bar/580psi max pressure
- Oil backed diaphragm pump
- Direct coupled to motor
- Adjustable pressure regulator
- 1 metre maximum suction lift
- Inlet size: 25mm; Outlet size: 12mm

HONDA  
ENGINE  
GX160



WAS \$3,160  
**\$2,790**  
LBA-42C

# FOAM MARKERS AND GPS

### 14L SINGLE SIDED FOAM MARKER

- 12V fully sealed, dust free diaphragm compressor with breather
- UV stabilised poly tanks
- In cab remote mounted control box with wiring loom



ON OFF  
SWITCH  
CONTROL

042M  
**\$818**

042D-16S  
**\$1,045**



### 16L & 57L FOAM MARKERS

Eliminates expensive under or over lapping of chemicals.

- In cab remote with On/Off & Left/Right control
- **16L:** 16m delivery hose and double foam droppers (pictured)
- **57L:** 36m delivery hose and double foam droppers

042D-57  
**\$1,595**

### FREE STANDING SILMIX

Uses external water supply to activate venturi inductor at the base of the unit to transfer chemicals from hopper to sprayer tank. The same water supply operates the wash bar and drum rinse nozzle in the hopper. Transfer system requires minimum 2 Bar water pressure to operate

- 30L polyethylene tank with 455mm hinged lid
- Powder washer bar inside hopper
- 3 on/off taps to control

CHEMICAL TRANSFER VENTURI.  
ALSO HAS VALVE AT BASE OF UNIT TO ISOLATE THE TANK FROM THE INDUCTION VENTURI



042J-06ST  
**\$2,090**

DRUM  
RINSE  
NOZZLE



TOUCH-  
SCREEN  
DISPLAY

### MATRIX 430 GPS GUIDANCE SYSTEM

Use GPS technology to help guide tractors and machinery for optimal application when boom spraying to minimise spray overlap/underlap.

- Elapsed time counter measures amount of time spent on current job

WAS \$2,510  
**\$2,499**  
GD430-GL0-P-L

### SUNDSTROM RESPIRATOR KIT

- Top quality breathing apparatus
- Suitable to most farm spraying operations and a pack of five pre-filters

**\$268**  
JA-2101031



COMES  
WITH GAS  
FILTER

### PUMP SERVICE KITS

Everything you need to service your pump or control valve in one convenient package, making regular maintenance or running repairs much more simple.

FROM  
**\$162**  
CSK6020S



TO SUIT  
PUMPS  
BP60/  
20





**NEW  
RELEASE**

SQDS400-7  
**\$1,379**

### 12V 400 LITRE DIESEL CUBE TRANSFER UNIT

- 40 L/min open flow diesel pump
- Hose & gun stores under the lockable cover, padlock included
- Tie down points & level indicator
- 4m hose & auto shut off trigger
- 1110mm L x 960mm W x 660mm H
- Weight 46kg



**LOCKABLE  
FILLING  
CAP**

**STRONG  
LOCKABLE  
COVER**



**FORKLIFT  
BOOTS**

**SELECTA Diesel Transfer Units are available from 100L to 2200L capacities. Our tanks are made from a unique diesel grade polyethylene that are impact resistant and UV stabilised.**

**TRANSFER UNITS ARE AVAILABLE WITH EITHER THE PROVEN SELECTA DIESEL POWER 12V OR THE ITALIAN-MADE PIUSI PUMP**

### 200L AND 400L DIESELPPOWER

- 12V DieselPower self-priming pump
- 4m wiring harness with alligator clips
- High quality auto shut-off nozzle
- Lockable filling cap with 2 keys
- Suction foot screen filter on internal suction line
- 4m of 3/4" delivery hose with swivel and crimped fittings
- 30 min duty cycle, 30 min on/off
- Baffled tank (400L)

**BONUS  
PORTABLE JUMP  
STARTER KIT  
VALUED AT \$179**  
WAS \$999  
**\$979**  
SQDN200-7

**BONUS  
ROTATING  
12V BEACON  
VALUED AT \$79**  
**\$1,229**  
SQDN400-7



**40L/  
MIN  
OPEN  
FLOW**



### 200L AND 400L DIESELPRO TRANSFER UNITS

- 12V PIUSI self-priming pump
- 45L/Min open flow
- High quality auto shut-off nozzle
- 5m of 3/4" delivery hose with swivel and crimped fittings
- Lockable filling cap with 2 keys
- 4m wiring harness with alligator clips
- Suction foot screen filter on internal suction line
- 30 min duty cycle, 30 min on/off
- Baffled tank (400L)

**PIUSI**

**BONUS  
DIESEL  
METER KIT  
VALUED AT \$320**  
**\$1,199**  
SQDN200L-Z1  
**\$1,339**  
SQDN400L-Z1



**AUTO  
SHUT OFF  
TRIGGER**

### 300L DIESELPPOWER

- 4m of 3/4" delivery hose with swivel and crimped fittings
- 12V DieselPower self-priming pump
- 4m wiring harness with alligator clips
- High quality auto shut-off nozzle
- 30 min duty cycle, 30 min on/off



**SQUATPAK  
DESIGN**

SQD300-7  
**\$1,119**

**40L/  
MIN  
OPEN  
FLOW**



**12 volt**

### 600L DIESELPRO TRANSFER UNIT

- 12V PIUSI self-priming pump
- High quality auto shut-off nozzle
- 5m of 3/4" delivery hose with swivel and crimped fittings
- Tank bottom 8mm brass inserts for bolt down mounting to a tray, skid or platform

SQDN600L-X1  
**\$1,699**



**45L/  
MIN  
OPEN  
FLOW**

**STRONG  
LOCKABLE  
COVER**



### 800L DIESELPK

- 4m wiring harness with alligator clips
- Suction foot screen filter on internal suction line
- 5m 3/4" delivery hose with auto shut-off nozzle
- 12V PIUSI Self-priming pump

**12 volt**

**45L/  
MIN  
OPEN  
FLOW**

**BONUS  
ROTATING  
12V BEACON  
VALUED AT \$79**  
**\$1,999**  
SQD800-X1



### 1100 AND 2200L DIESELPK TRANSFER UNITS

Large capacity diesel storage for farm and construction equipment.

- 45L/min Italian 12V PIUSI pump
- 5m hose & auto shut-off gun
- Foot design allows bolt down mounting

**1100 LITRE**  
**\$2,229**  
SQD1000-X1



**45L/  
MIN  
ITALIAN  
PUMP**

2200L UNIT FITTED WITH 85L/MIN HIGH FLOW PUMP AND 4M HOSE

**2200 LITRE**  
**\$3,760**  
SQD2200-5



Get connected with [silvan.com.au](http://silvan.com.au)

**DieselPro**

**DieselPower**

**DieselPak**



# DIESEL TRANSFER EQUIPMENT

## AUTO SHUT-OFF DIESEL GUN

- Capacity to 58 L/min
- Requires 50 kPa (7.5psi) to open
- Not suitable for gravity fed applications



WAS \$139  
**\$119**  
PF01

3/4" BSP  
FEMALE  
INLET

## PIUSI AUTO SHUT-OFF GUN

- Capacity to 120 L/min
- Requires 30 kPa (4.4 psi) to open
- 1" BSP female swivel inlet
- Not suitable for gravity fed applications



PF13  
**\$218**

1" BSP  
FEMALE  
INLET

## DIESEL WATER FILTER

An easy to install and maintain filter for protecting your equipment.

- Inline Diesel moisture filter
- 1" BSP Female ports
- Clear filter bowl with drain tap



PF21  
**\$133**

## 12V SUBMERSIBLE DIESEL & WATER TRANSFER PUMP

Ideal for transferring diesel or water from drums and containers.



8L/  
MIN  
OPEN  
FLOW

PF49  
**\$69**

## 12V DIESELPUMP PUMP KIT

- 1" BSP female ports
- 4m of 19mm I.D. hose
- Auto shut-off gun & swivel
- 4m battery cable

45L/  
MIN  
OPEN  
FLOW



HOT  
PRICE!

WAS \$389  
**\$299**  
PF48

## 12V OIL CHANGE PUMP KIT

Ideal for quick & easy oil changes on lawn mowers, ATV's, cars, lawn mowers, tractors and small engines.

- Supplied with pump & suction hoses
- 1.5 L/min maximum transfer rate

1.5 L/MIN  
MAXIMUM  
TRANSFER  
RATE



PF27  
**\$64**

## PIUSI K24 DIGITAL DIESEL METER

- Compact and sturdy design H:55mm x W:75mm x D:100mm
- Max. pressure 10 bar of 145 PSI
- Flow rate of 10 - 120L/min
- Accurate to +/- 1%
- 1" BSP male inlet and male outlet

PIUSI

PF11  
**\$305**



EASY TO  
MOUNT  
INLINE FUEL  
METER

## SELECTA 4 DIGIT MECHANICAL DIESEL METER

- Batch readout (maximum): 999L
- Total readout (max.): 9999999L
- Accurate to +/- 1% (after calibration)
- Subtotal can be set to zero, total readouts cannot

FLOW  
RATE  
20-120  
L/MIN



PF12  
**\$242**

## PIUSI 4 DIGIT MECHANICAL DIESEL METER K44

- Meter face can be rotated in four different orientations
- Accuracy: ±1% (after calibration)
- Suitable for gravity feed (tank must be 1.5m above meter)
- Subtotal can be set to zero

FLOW  
RATE  
20-120  
L/MIN



PF14  
**\$239**

## SELECTA POWER DIGITAL DIESEL METER

- This kit is supplied with additional fittings to allow the 1" BSP meter to be fitted to 3/4" BSP, or adapt a 1" hose to a 3/4" nozzle and meter

INLINE  
FUEL  
METER



WAS \$320  
**\$299**  
PF26-X3

PIUSI

## 12V BP3000 DIESEL PUMP

- 3/4" female BSP inlet/outlet
- 4m battery cable with alligator clips
- Max. head 10 metres



382-059  
**\$499**

45L/  
MIN  
OPEN  
FLOW

## 12 VOLT 200 LITRE SELECTA BLUE TRANSFER UNIT

Designed for the storage and transfer of AUS32 Solution.

- UV Stabilized polytuff tank
- 35L/Min open flow self priming pump
- 4m of 3/4" delivery hose with manual nozzle
- 3m Long power cord with alligator clips



TKA200-7  
**\$699**

NEW  
RELEASE

## 12V DIESELPUMP PUMP

- 3/4" female BSP inlet/outlet
- 4m battery cable with alligator clips
- Max. head 10 metres

**\$219**  
382-009



40L/  
MIN  
OPEN  
FLOW

## 12V BP3000 DIESEL PUMP

- Comes with 2x 19mm hose tails
- 4m battery cable with alligator clips
- Max. head 10 metres

**\$460**  
F0022325A



45L/  
MIN  
OPEN  
FLOW



# SECURITY & SURVEILLANCE

## WIDE ANGLE MOTION ACTIVATED SECURITY CAMERA WITH 3G CAPABILITY

- Broad angle lens 100° degree field of view
- Uses the 3G mobile network to send photos via email or mms to phone
- Sends daily reports to phone with number pictures taken, temperature, memory available and % charge of AA batteries
- Day & Night use with No-Glow night vision up to 15m
- Operates on 4 or 8 AA batteries or use the option SOLAR-2 solar panel where batteries are not required
- Records to SD memory card (not included)
- Accepts 3G micro sim cards. For best results check the availability of the 3G network in your area before purchasing a sim card (not included)
- No glow infra red LEDs to take images or videos up to 20m away
- Includes mounting strap with provision for mounting brackets
- IP54 Water & dust resistant



SENDS  
IMAGES  
TO YOUR  
PHONE

STORES  
5,600+  
IMAGES

NEW  
RELEASE

**FREE  
MOUNTING  
BRACKET**

**\$499**

SECURE100-3G



Accepts 3G micro sim cards. For best result check the availability of the 3G network in your area before purchasing a sim card



## WIDE ANGLE MOTION ACTIVATED 12MP SECURITY CAMERA

- Wide 120° camera view
- Supplied with standard 16GB SD card which can store 11,300+ images
- Up to 9 months standby time using 12 x AA batteries

**FREE  
MOUNTING  
BRACKET**

WAS \$359

**\$339**

SECURE120

STORES  
11,300+  
IMAGES

RECORDS  
VIDEO  
AND STILL  
IMAGES

## MOTION ACTIVATED 12MP SECURITY CAMERA

- Standard 52° camera view (similar to smart phones)
- Peripheral motion sensors for fast capture
- 8GB SD card which stores 5600+ images
- Up to 6 months standby time using 8 x AA batteries

**FREE  
MOUNTING  
BRACKET**

WAS \$269

**\$249**

SECURE01

STORES  
5,600+  
IMAGES

RECORDS  
VIDEO  
AND STILL  
IMAGES



INCLUDES  
MOUNTING  
STRAP

STORES  
UP TO  
3,400  
IMAGES

RECORDS  
VIDEO  
AND STILL  
IMAGES

## V60 MOTION ACTIVATED SECURITY CAMERA

- High clarity 12MP camera with 60° lens
- 8GB SD card included. Note: not suitable for WiFi SD cards
- Fast response time down to 0.6 Seconds
- Day and night use with No-Glow night vision
- Internal screen for image review and setup
- Operates with 4 or 8 AA batteries
- IP54 for outdoor use



**FREE  
MOUNTING  
BRACKET**

**\$209**

SECURE06



Get connected with [silvan.com.au](http://silvan.com.au)



# WHO'S WATCHING YOUR PROPERTY, MACHINERY, LIVESTOCK, TOOLS OR VALUABLES WHILE YOU'RE AWAY?




## SENTINEL WIRELESS SURVEILLANCE

Upgrade the security on your premises with this modular, easy-to-install system and monitor via monitor, smart phone or mobile device.

- Wireless video up to 150m for monitoring
- Indoor & outdoor CCTV system with 7" screen
- Runs up to 4 cameras per kit



Can be monitored from your Android or ios phone by utilising the FREE "APP"



**ONE CAMERA KIT**  
**\$462**  
CCTV1-01

**TWO CAMERA KIT**  
**\$569**  
CCTV1-02

**EXTRA CAMERA**  
**WAS \$173**  
**\$159**  
CCTV1-CAM

**RUNS UP TO 4 CAMERAS PER KIT**

\* Live view to mobile requires broadband internet connection. You must connect base station to modem via cable for remote viewing.

## SOLAR PANEL & BATTERY FOR SECURITY CAMERAS

- 10V output suitable for use with all Selecta security cameras SECURE01, 120 & 100-3G
- Large 3000mAh Li-Ion battery and 2 watt panel that can be charged from the sun or from the wall adaptor for fast charging
- Replaces the need for AA batteries in Selecta security cameras
- Includes mounting bracket, strap & 1.5m cable to connect to the cameras



**NEW RELEASE**

**IP54 WATER RESISTANT**

**SEC-SOLAR2**  
**\$119**

# ANIMAL ENCLOSURES

QUICK & SIMPLE SET-UP, NO TOOLS REQUIRED!

## ANIMAL ENCLOSURE

Designed for small pets, the fully galvanised steel and chain link mesh construction is sturdy, reliable and some assembly required.

**HOT PRICE OUT THEY GO!**



- Small Size (m): 2.3 L x 1.9 W x 1.2 H
- Large Size (m): 3.9 L x 2.2 W x 1.82 H

**WAS \$239**  
**\$199**  
TC8009-1

**WAS \$369**  
**\$329**  
TC8009-2

**FLAT PACK FOR EASY DELIVERY**

## SAFETY SIGNS

New range of hard-to-find safety signs for the rural property.

**STANDARD: 200MM X 300MM RIGID SIGNS AND SELF-ADHESIVE.**

**LARGE: 400MM X 600MM THICK RIGID SIGNS (2 MODELS AVAILABLE).**

- All signs suitable for install with nail or screw
- Printed using UV resistant inks
- PVC material resists yellowing & brittleness
- Compliant to Australian Standards
- Portrait or landscape as displayed

**GREAT RANGE AVAILABLE**



**LARGE**  
**\$37**  
AS-SJ0001

**STANDARD: AS-S0001 \$15**

**ROBUST POWDER-COATED STEEL WITH HAMMERTONE FINISH**

**NEW RELEASE**

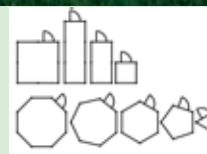


**TC8009-4**  
**\$149**

## MULTI-PURPOSE PET ENCLOSURE

Easily stored and transported, ideal for a variety of animals including dogs, cats, chickens and more.

- Multi Layout design can be assembled in various shapes and sizes to suit your property or animals
- 8 Sided Steel enclosure with 1 integrated gate and latch
- Quick and simple assembly, no tools required, Simply connect pins
- 800mm tall panels with strong RHS frame with durable hammer tone finish
- Welded Steel mesh with 38mm x 150mm minimum opening ideal for containing small animals including small dogs, puppies, kittens, rabbits and more





# ON SITE WORKSHOP



Scan here to see the Selecta Evaporative Air Conditioner in action!

FC400

**\$799**

## EVAPORATIVE AIR CONDITIONERS

- The Float valve controls water level when connected to a tap
- Electric level sensor to indicate when water empty
- Heavy-duty poly construction
- Quite running 230 volt electric motor

### 70 LITRE MODEL - FC400 (PICTURED ABOVE)

- 400W, 230volt Electric motor
- Max Air Flow 9000 m<sup>3</sup>/hr
- Effective area 30 - 50m<sup>2</sup>

### 70 LITRE MODEL - FC440

- 440W, 230volt Electric motor
- Max Air Flow 12,000 m<sup>3</sup>/hr
- Effective area 70 - 100m<sup>2</sup>



FC440

**\$1,149**

PORTABLE WITH 4 SWIVEL WHEELS, 2 WITH LOCKING FUNCTION



FC700

**\$2,080**

## 100 LITRE EVAPORATIVE AIR CONDITIONER

Ideal for retail shops, farm sheds, workshops, work garages, patios, outdoor events and marquees.

- 700W, 230volt Electric motor
- Max Air Flow 18,000 m<sup>3</sup>/hr
- Effective area 70 - 100m<sup>2</sup>
- Higher air flow for faster cooling



## TYRE INFLATOR HEAVY DUTY WITH GAUGE

Ideal upgrade for your air compressor or workshop.

- Working range: 0-140psi (0-9.5 Bar)
- Max air supply: 200psi (13.5 Bar)
- Inflate/deflate lever
- Protected pressure gauge for tough environments
- Inlet 1/4" BSP F



ANTI-KINK HOSE COVER

PF52

**\$49**

# LOADING RAMPS

## QUAD BIKE RAMPS

- Tough, lightweight and compact design
- Folds in half for easy storage
- Safety strap and lip to avoid slippage
- 2260mm L x 280mm W
- Weight 16kg

450KG CAPACITY



PAIR WAS \$229

**\$189**

ATV-03

## FOLDING LOADING RAMPS

Made from tough lightweight aluminium.

- Overall length is 2.26m x 280mm wide x 11.9kg (each ramp)
- Long lip on end on ramp with ribs for grip
- Folds in half to make handling & storage easier
- 2260mm L x 280mm W
- Weight 32kg

PAIR

**\$349**

ATV-18

625KG CAPACITY



CURVED DESIGN INCREASES CLEARANCE



Get connected with [silvan.com.au](http://silvan.com.au)





# SPRAYING AND FARM MACHINERY



## ECONOPAK LINKAGE SPRAYER 300, 400 & 600L

General purpose sprayer combines spot spraying and field spraying with a galvanised boom and hose reel in one economical package.

- Available in 300L, 400L & 600L tank capacities
- 6m galvanised manual fold boom
- 30m spot spraying kit
- 58L/min (2000kPa) pump

300 LITRE  
**\$4,070**  
KBC300

400 LITRE  
**\$4,235**  
KBC400

600 LITRE  
**\$4,675**  
KBC600

## ECONOMAX LINKAGE SPRAYER 800L

High capacity sprayer with a 10m galvanised boom and hose reel for field and spot spraying in one package.

- 10m galvanised manual fold boom with nozzle protection and air induction nozzles
- 20m hose reel with Triam 44 spray gun
- 58L/min (2000kPa) pump



800 LITRE  
**\$6,391**  
KBC800



**DON'T LET WEEDS OVERRUN YOUR PASTURE - CONTROL THEM NOW!**

Weeds can crowd out pastures by competing for nutrients, water and sunlight. Timing of weed control is critical to reduce the threat of more weed seeds being produced which can germinate in the future.

**QUALITY • INNOVATION • RELIABILITY**

Prices include GST, exclude dealer installation and/or freight charges



# LINKAGE SPRAYER PACKAGES

## PASTUREPAK LINKAGE SPRAYER

The complete spraying package for effective weed control in dairy, pasture and general field spraying applications.

- 400L, 600L and 800L capacities
- 6m or 8m fully galvanised boom with air induction nozzles & nozzle protection
- 20m Hose reel with Triam 44 spray gun
- Spray at least 1 hectare per hour\*

\*BASED ON 400L TANK WITH 6M BOOM  
SPRAYING AT 100L/HA



CODE	SIZE	PUMP	PRICE
KBE400	400L (6m Boom)	58 L/min (2000kPa)	<b>\$5,390</b>
KBF400	400L (8m Boom)	58 L/min (2000kPa)	<b>\$5,720</b>
KBE600	600L (6m Boom)	58 L/min (2000kPa)	<b>\$5,720</b>
KBF600	600L (8m Boom)	58 L/min (2000kPa)	<b>\$6,050</b>
KBE800	800L (6m Boom)	71 L/min (1500kPa)	<b>\$6,589</b>
KBF800	800L (8m Boom)	71 L/min (1500kPa)	<b>\$6,930</b>

## 800/1100L SUPER SERIES WITH HYDRAULIC BOOM

Silvan's heavy duty Super Series linkage sprayers are the ideal choice for larger farms and contractors fitted with the independent hydraulic fold Devil boom.

- Silvan 12m or 15m hydraulic HD devil boom with independent left/right fold
- 3 section electric controls with in-cab electric pressure adjustment
- 15L hand wash tank and a 4L tool box
- Oil backed diaphragm pump (121 L/min, 20 Bar)



CODE	SIZE	PRICE
K08N-105E + 032-40D	800L (12m Devil Boom)	<b>\$16,450</b>
K08N-105E + 032-50D	800L (15m Devil Boom)	<b>\$17,540</b>
K11NH-125E + 032-40D	1100L (12m Devil Boom)	<b>\$18,640</b>
K11NH-125E + 032-50D	1100L (15m Devil Boom)	<b>\$19,730</b>

### CHECK YOUR NOZZLES

Nozzle wear rates are influenced by:

- Nozzle construction • Chemicals used
- Operating pressure • Careful Cleaning

Nozzle flow rates should be checked regularly to ensure accurate spray application.



## 1600 & 1900L SUPER SERIES WITH HYDRAULIC BOOM

The latest additions to the extensive Silvan linkage sprayers range, the 1600L and 1900L sprayers are packed with features for efficient spraying.

- 1600L or 1900L main tank with 150 litre flush tank and 10 litre hand wash tank
- Heavy duty galvanised frame with cat II and III linkage
- 3 section electric in-cab controls with electric pressure adjustment
- 30 litre Silmix chemical hopper
- Oil backed diaphragm pump (121 L/min, 20 Bar)

**1600 LITRE**  
**\$34,990**  
K16NH-125 + 032-50D

with 15m Devil Boom

**1900 LITRE**  
**\$36,990**  
K19NH-125 + 032-50D

with 15m Devil Boom



Get connected with [silvan.com.au](http://silvan.com.au)



# HORTICULTURAL SPRAYERS

## SUNTUFF LINKAGE SPRAYERS

Suntuff air assist TPL sprayers are designed specifically for small orchards and vineyards, and where high performance is required from low horse power tractors.

- The linkage mounted sprayer is particularly suited to narrow rows and smaller properties where restricted headlands make a sharp turning radius necessary
- Fan size and tank can be matched to the application
- Tractor requires a minimum of 25HP



200 LITRE  
**\$6,990**  
D026-71

400 LITRE  
**\$7,950**  
D047-71

500 LITRE  
**\$8,900**  
D058-96



Orchards



Vineyards

## COMPACT SUPAFLO SPRAYER

Feature packed with an overall width of only 1.1m for spraying narrow rows in vineyards, berry crops and trellis tomatoes.

- 80L flush tank for flushing the pump, filters and spray lines
- Highly efficient adjustable axial flow fan to suit application
- Optional conveyor for berries, vineyards & trellis tomatoes

\* PICTURED WITH OPTIONAL CONVEYOR

1000 LITRE  
**\$17,490**  
AB11AF8R



Orchards



Vineyards



## OKTOPUS SPRAYER

The Silvan Oktopus sprayer is ideal for vineyard and berry crops with its 10 adjustable outlets for targeted spraying.

- 450mm diameter turbine fan, 10 fishtail outlets
- Flip-over nozzles for dilute/concentrate spraying
- Two speed gearbox with neutral position, oil-bath type
- 40 bar electric section valves, master valve, electric pressure regulator and in cab controls



500 LITRE  
**\$16,990**  
D05SLV-96

2000 LITRE  
**\$29,500**  
D20SLV-121E6L



Vineyards



Berries

## CANNON JET SPRAYERS

The Silvan Cannon Jet is a highly effective single side sprayer suited to spraying long distances for use in greenhouses and nurseries.

- 450mm diameter twin turbine fan with galvanised frame and spray head.
- Hydraulic angle adjustment and manual top wing adjustment
- Two speed gearbox with neutral position, oil-bath type

500 LITRE  
**\$18,500**  
D05JET-96

2000 LITRE  
**\$29,990**  
D20JET-121GL



Flowers



Greenhouse



Vegetables

Silvan Spraying & Farm Machinery equipment available through your local Silvan Machinery dealer

Prices include GST, exclude dealer installation and/or freight charges

**Silvan**



## BNE SERIES

Suited to general clearing, pasture topping and vineyard prunings.

- For green prunings up to 40mm
- 1240mm, 1520mm, 1810mm & 2100mm working widths
- Rear roller for height control

### WHY MULCH?

Promotes new pasture growth



40-95 HP



Y Blades  
Standard



Vineyards



Grass,  
Pasture



## BNU SERIES

A true multi-purpose machine fitted with a hinged tailboard for ease of maintenance and a mulching bar to produce a fine mulch.

- For green prunings up to 90mm
- 1580mm and 1940mm working widths
- Height control is maintained by adjustable skids

### WHY MULCH?

Clear ground to establish new pastures



40-125 HP



Y Blades  
Standard



Orchard/  
Vineyards



Pasture



## BNG SERIES

Versatile machines which are fitted with a tailboard that can be opened for ease of maintenance and a mulching bar to produce a finer mulch.

- For green prunings up to 75mm
- 2300mm, 2700mm working widths
- Height control is maintained by adjustable skids

### WHY MULCH?

Controls annual weeds by reducing seed set



50-125 HP



Y Blades  
Standard



General  
Clearing



Pasture



## BK SERIES

Heavy duty multi-purpose machine, fitted with life greased bearings for a long working life. Fitted with an opening tailboard & a mulching bar is fitted to produce a fine mulch.

- For green prunings up to 90mm
- 2300mm, 2670mm and 3205mm working width
- Height control is maintained by adjustable skids (std on BK320)

### WHY MULCH?

Controls annual weeds by reducing seed set



70-175 HP



Y with Straight  
Blades Std



General  
Clearing



Pasture





# BREVI ROTARY HOES



## B40F SERIES

Suited to low horsepower tractors and ideal for small farms, nurseries, vineyards and orchards.

- 820mm, 1020mm, 1220mm, 1420mm & 1620mm working widths
- 15 HP to 40 HP with side chain drive
- Cat I or II three point linkage

1.05CM <b>\$3,100</b> B40F-105	1.25CM <b>\$3,290</b> B40F-125	1.45CM <b>\$3,500</b> B40F-145
--------------------------------------	--------------------------------------	--------------------------------------



2 Year  
Warranty



Heavy  
Duty



40 HP



0.85CM <b>\$2,990</b> B40F-85
-------------------------------------

1.65CM <b>\$4,000</b> B40F-165
--------------------------------------

## B55F SERIES

Suited to low to medium horsepower tractors for use on small farms and market gardens.

- 1450mm, 1650mm and 1850mm working widths
- 30 HP to 60 HP with side gear drive
- 6 C blades per flange
- Cat I or II three point linkage

1.45CM <b>\$5,600</b> B55F-145	1.65CM <b>\$5,800</b> B55F-165	1.85CM <b>\$6,000</b> B55F-185
--------------------------------------	--------------------------------------	--------------------------------------



2 Year  
Warranty



Heavy  
Duty



60 HP



## BREVI B103V SERIES

Heavy duty rotary hoes intended for medium horsepower tractors in horticultural applications.

- 155 - 205cm working widths
- 100 HP multi speed gearbox with rear PTO (540 RPM)
- 6 L blades per flange with side gear drive

1.55CM <b>\$10,920</b> B103V-155	1.85CM <b>\$11,300</b> B103V-185	2.05CM <b>\$11,800</b> B103V-205
--	--	--



2 Year  
Warranty



Heavy  
Duty



100 HP



PICTURED: B103V-205

## ALL-STEEL GALVANISED CARRYALL

All round farm use for carrying various items such as fertiliser, fencing, firewood, stock feed tools and spot sprayers.

- 4' wide x 3' deep or 6' wide x 3'6" deep carryall with Cat. I TPL linkage
- Replaceable bolt-on checker plate floor

4' <b>\$440</b> 155SF1G (4')	6' <b>\$550</b> 155SF2G (6')
------------------------------------	------------------------------------



## POST HOLE DIGGER

Ideally suited for digging post holes and tree planting.

- Choice of 6" and 10" augers
- 1m effective digging depth

30 HP <b>\$1,490</b> 158PHD30	40 HP <b>\$1,650</b> 159PHD40
50 HP <b>\$1,800</b> 160PHD50	6" AUGER <b>\$500</b> DCA6



10" AUGER <b>\$550</b> DCA10
------------------------------------

Silvan Spraying & Farm Machinery equipment available through your local Silvan Machinery dealer

Prices include GST, exclude dealer installation and/or freight charges





# FINISHING EQUIPMENT

## 102 SERIES GP SLASHER

Australian made general purpose slasher suited to clearing paddocks, fields and private roadsides.

- 3' 6", 4', 4' 6" and 5' cutting widths
- 40 HP gearbox
- Centre mount and offset
- Front and rear rubber stoneguards



4'	4' 6"	5'
<b>\$2,300</b>	<b>\$2,400</b>	<b>\$2,750</b>
102RS4	102RS46	102RS5



## 131 SERIES HEAVY DUTY SLASHER

Made in Australia with a 6mm galvanised deck for increased longevity. Suited to large acreage applications including field clearance, firebreaks, private roadsides or where major cutting and clearing is required.

- 5', 6' and 7' cutting widths
- 75 HP gearbox
- Front and rear rubber stoneguards

5'	6'	7'
<b>\$4,600</b>	<b>\$4,990</b>	<b>\$5,750</b>
131RS5G	131RS6G	131RS7G



## SITREX FINISHING MOWER

Suited to golf courses, sports grounds & gardens where a smooth finish is required with low HP tractors (12 - 60HP). Designed to cut grass between 25mm and 100mm in height, which can easily be adjusted via 4 sturdy castor wheels.

\*AVAILABLE IN REAR OR SIDE DISCHARGE

CODE	DESCRIPTION	PRICE
SM120P	1.2m Rear discharge	<b>\$2,990</b>
SM120L	1.2m Side discharge	<b>\$2,990</b>
SM150P	1.5m Rear discharge	<b>\$3,250</b>
SM150L	1.5m Side discharge	<b>\$3,250</b>
SM180P	1.8m Rear discharge	<b>\$3,600</b>
SM180L	1.8m Side discharge	<b>\$3,600</b>
SM230P	2.3m Rear discharge	<b>\$5,500</b>



## SITREX RP LINKAGE HAYRAKE

A simple robust inline hayrake requiring minimal maintenance suitable for raking, turning and spreading hay crops, grain crops, stubble and sugar cane debris.

- 4, 5 and 6 wheel models
- Working widths 2.6 - 4.1m respectively

4 WHEEL	5 WHEEL	6 WHEEL
<b>\$1,892</b>	<b>\$2,270</b>	<b>\$2,805</b>
HR-RP4	HR-RP5	HR-RP6



Get connected with [silvan.com.au](http://silvan.com.au)



# FERTILISER SPREADERS

## PL SPREADER

Has a non-corrosive polyethylene hopper suited to small and medium spreading applications.

- 350 litre capacity poly hopper
- Stainless steel spinning disc
- Includes PTO shaft/drive
- 6m - 18m spreading width
- Optional hopper cover and one or two sided conveyor

350 LITRE

**\$1,100**  
PL-500



## SX SPREADER

Features a galvanised metal hopper suited to small and medium spreading applications.

- 345 litre capacity
- Includes PTO shaft/drive
- 6m - 18m spreading width
- Optional one-sided conveyor

345 LITRE

**\$980**  
SX-500GALHOP



## SQTF OSCILLATING SPREADER

The oscillating spreader is designed for precise application of fertiliser and seed at medium to low rates.

- Suited to broadcast or banded spreading
- Manufactured from non-corrosive UV stabilised impact resistant polyethylene
- Frame is made of galvanised, high strength steel. Spout formed from fibreglass reinforced nylon
- Optional hydraulic controls available on 800L & 1000L

400 LITRE

**\$3,800**  
RON-SQTF400



Pasture



Orchards

800 LITRE

**\$4,900**  
RON-SQTF800

1000 LITRE

**\$5,885**  
RON-SQTF1000



## CA TWIN SPINNER SPREADER

A versatile twin spinner spreader suited to pasture and horticulture applications.

- 900L, 1200L, 1500L and 2000 litre capacity
- Stainless Steel hopper & spreading components
- Independent left/right hydraulic controls
- 10m - 24m spreading width
- Optional hopper cover and two sided conveyor available



TWO SIDED CONVEYOR



Vineyards



Pasture



Spread  
10-24m



Hopper  
900 to 2000L

900 LITRE  
**\$10,700**

1200 LITRE  
**\$11,450**

1500 LITRE  
**\$11,900**

2000 LITRE  
**\$12,950**

EXCLUSIVE TO

**Silvan**



STAINLESS  
STEEL  
HOPPER

DOWNLOAD THE FREE CALIBRATION APP FROM  
iTunes & Google Play Store

Pictured: DCM-CA900X with optional  
600L extension and hopper cover

Silvan Spraying & Farm Machinery equipment available through your local Silvan Machinery dealer

Prices include GST, exclude dealer installation and/or freight charges

**Silvan**



# CONTROLLERS & GUIDANCE

## BRAVO 180S SPRAY RATE CONTROLLERS

- Monitors: Area, distance, quantity of liquid, working time & flow rate
- Auto adjustment of application rate by measuring flow rate & speed
- Bravo 180S Horticulture controls up to 4 sections
- Bravo 180S Broadacre controls up to 5 sections
- USB for storing work reports
- Controller kit only (no valves supplied)



2 SECTION

**\$3,300**  
BRAVO180SHKIT

4 SECTION

**\$3,300**  
BRAVO180HKIT

5 SECTION

**\$3,300**  
BRAVO180BAKIT

## NAVIGATOR LT

Complete GPS system with 5.7" display provides enhanced visual guidance on screen for day and night operation.

- Parallel, curved and circle pivot guidance
- SD card reader for data export & software updates
- Integrated GPS receiver
- Field mapping function

NAVIGATOR LT

**\$3,740**  
467A1000



## APS/IDS HIGH PRESSURE DIAPHRAGM PUMPS

### APS71 PUMP

- Output @ 540 RPM: 67L/min
- Max. pressure (kPa/psi): 5000/725
- HP required at max. pressure: 9.1HP
- Weight (kg): 18.4

67L/MIN  
**\$1,190**  
CAPS071



### APS96 PUMP

- Output @ 540 RPM: 88L/min
- Max. pressure (kPa/psi): 5000/725
- HP required at max. pressure: 11.7HP
- Weight (kg): 22.5

88L/MIN  
**\$1,390**  
CAPS096



### APS121 PUMP

- Output @ 540 RPM: 115L/min
- Max. pressure (kPa/psi): 5000/725
- HP required at max. pressure: 14.5HP
- Weight (kg): 38

115L/MIN  
**\$1,790**  
CAPS121



### APS145 PUMP

- Output @ 540 RPM: 142L/min
- Max. pressure (kPa/psi): 5000/725
- HP required at max. pressure: 18HP
- Weight (kg): 46

142L/MIN  
**\$1,990**  
CAPS145



### APS166 PUMP

- Output @ 540 RPM: 163L/min
- Max. pressure (kPa/psi): 5000/725
- HP required at max. pressure: 20.5HP
- Weight (kg): 56

163L/MIN  
**\$2,750**  
CAPS166



### IDS960 PUMP

- Output @ 540 RPM: 93L/min
- Max. pressure (kPa/psi): 5000/725
- HP required at max. pressure: 11.5HP
- Weight (kg): 30.3

93L/MIN  
**\$2,950**  
CDS960

Brass heads and manifold



### IDS1701 PUMP

- Output @ 540 RPM: 161L/min
- Max. pressure (kPa/psi): 5000/725
- HP required at max. pressure: 19.9HP
- Weight (kg): 60

161L/MIN  
**\$3,200**  
CAPS1701

Brass heads and manifold



### IDS2200 PUMP

- Output @ 540 RPM: 208L/min
- Max. pressure (kPa/psi): 5000/725
- HP required at max. pressure: 26.2HP
- Weight (kg): 76

208L/MIN  
**\$5,970**  
CDS2200-1

Brass heads and manifold



### IDS2600 PUMP

- Output @ 540 RPM: 249L/min
- Max. pressure (kPa/psi): 5000/725
- HP required at max. pressure: 32.1HP
- Weight (kg): 76

249L/MIN  
**\$6,200**  
CDS2600-1

Brass heads and manifold



Get connected with [silvan.com.au](http://silvan.com.au)



# WHEELBARROWS & TROLLEYS

## HEAVY DUTY WORKSHOP TROLLEYS

- 120mm non-marking wheels (2x fixed, 2 x castor)
- Drink holder, storage for box cutter, pens & markers
- 2 Reinforced poly trays
- Flat packed
- Easy assembly

### PCART-2

- Tray size:  
W 435mm x L 790mm
- Size:  
W 435mm x L 1000mm x H 835mm

### PCART-1

- Size: W 650mm x  
L 1180mm x H 835mm
- Tray size:  
W 650mm x L 940mm



150KG  
MAX  
LOAD

PCART-2

**\$149**

*Trolley contents not included. Shown for illustrative purpose only.*

PCART-1

**\$189**

200KG  
MAX  
LOAD

## SELECTA HEAVY DUTY POLY TRAY WHEELBARROW

Designed for heavy duty requirements and built tough to work hard.

- UV treated 100L poly tray for strength & durability
- 16" x 4.8" Pneumatic wheel on steel rim with sealed bearings
- Fully welded 32mm x 6mm solid flat steel front stays & legs



WAS \$265

**\$250**

BB68

HARDWOOD  
TIMBER  
HANDLES

## SELECTA STEEL TRAY WHEELBARROW

- 100L steel tray
- Shock board
- Powder-coated handles with rubber grips
- Pneumatic Bigfoot 6.5" wide wheel with steel rim
- Strong tubular frame



WB038

**\$169**

## HEAVY DUTY HAND TROLLEY

Ergonomic P-shaped handle design for better comfort and single handed control.

- Fully welded powder-coated steel frame for maximum strength and longevity

KG  
STRONG  
300KG  
CAPACITY

PUNCTURE  
PROOF  
FLAT-FREE  
WHEEL



HT2401

**\$95**

## POLY TRAY CART

- Tray tilts for easy loading or unloading of contents
- Pneumatic wheels with steel rims
- Powder-coated steel frame
- Drawbar and universal hitch pin for ride-on mower attachment

235L POLY TRAY

**\$249**

TC3080PL



Converts  
to push  
along cart  
with dolly  
wheel

EASY ASSEMBLY

## LARGE STEEL MESH CART

- Durable 200kg load steel mesh tray
- Standard 13" Pneumatic wheels on steel rim
- Easy convert powder-coated steel handle for push or tow arrangement
- Robust powder-coated steel frame
- Easy to remove sides for platform arrangement

NEW  
RELEASE



BBGC1010

**\$199**





# AUTO & OUTDOOR

## 15 WATT LED FLOOD LIGHT

- 780+ Lumens Flood beam work light
- 12/24V nominal operation
- Adjustable mount
- IP67 Rated water and dust resistance

LIGHT-10A  
**\$63**



## 27 WATT LED FLOOD LIGHT

- 1900+ Lumens Flood beam work light
- 12/24V nominal operation
- Adjustable mount
- IP67 Rated water and dust resistance

LIGHT-12B  
**\$114**



## 54 WATT LED SPOT LIGHT

- 3780+ Lumens Spot light beam for distant viewing
- Polycarbonate lens for added strength
- IP67 rated water and dust resistance

LIGHT-13B  
**\$244**



## 90 WATT LED COMBO LIGHT WITH SPOT & FLOOD BEAM

- 6250+ Lumens Combo light
- Spot light & floods for clear view and good peripheral close up view



ALL HAVE ROBUST DIE-CAST ALUMINIUM BODIES AND ADJUSTABLE MOUNTS

## LARGE 234W LIGHTBAR WITH SPOT LENS

Powerful and high quality, ideal for use with a range of equipment.

- 16,200+ Lumens Spot light beam for distance viewing
- Robust die-cast aluminium body
- Polycarbonate lens for added strength
- IP67 rated water and dust resistance



NOTE: BRIGHTNESS QUOTED IN OPERATING LUMENS, NOT THEORETICAL LUMENS FOR TRUE COMPARISON.

SIMPLE SWIVEL MOUNT

12/24V NOMINAL OPERATION



## MAGNETIC RECHARGEABLE WARNING LIGHTS 3 PACK

Ideal for identifying equipment or hazards at night.

- 6 hour operation as warning strobe
- Carry case with all 3-at-once charging with 240V and 12V adaptors
- Multiple light patterns including fast and slow strobe

3 PACK  
**\$129**  
WL003



NEW RELEASE

## MAGNETIC BASE 12V BEACON

- Soft magnetic base for temporary install
- Cigarette lighter plug



## EUROPEAN ROD BASE BEACON

For installation to existing vehicle post or prominently positioned to maximize visibility.



## ROTATING 12V BEACONS

- Covered magnetic base with suction cup
- Provision to screw down for temporary or permanent install
- Cigarette lighter plug



## LED ROTATING 12V BEACON

- Multiple flash patterns
- Low profile with magnetic base for easy installation
- Cigarette lighter plug



Get connected with [silvan.com.au](http://silvan.com.au)



# LIGHTING

**LARGE 12W SOLAR PANEL**



**LED SOLAR OUTDOOR LIGHT**

- Solar panel with swivel mount allows for easy sun alignment
- 12W LED flood light (max 1000 Lumens)
- IP65 water resistant

**WALL MOUNT OR POST MOUNT**

**\*POLE NOT INCLUDED**

**1000 LUMENS MAX**

**\$199**

**SOLAR-2**





**IP65 WATER RESISTANT**

## SOLAR MOTION LIGHT WITH REMOTE

Perfect for outdoor or undercover to improve the lighting of carports, pergolas, balconies, workshops and fuel supplies.

- 3.5m charge cable to fit light & solar panel separately
- Use remote to power on/off or activate timed 1-2hr 1000Lm work light
- Provides gentle 150Lm ambient light for up to 3 full nights (from 1 full charge)
- Motion sensor activates bright 500Lm work light whenever activity

**SOLAR-5**

**\$249**



**LED 5 WATT RECHARGEABLE SPOT LIGHT**

- 280+ Lumens, strong light beam for distant viewing
- Tough Polycarbonate lens
- Lithium rechargeable battery - 2.5 hour use
- AC 240V charger and 12V DC car charger included
- IP54 Splash and water resistant

**WAS \$46**

**\$39**

**SPOT-5W**

**CLEAR VISION AT NIGHT**

**Lithium-Ion BATTERY POWER**

## 15W PORTABLE RECHARGEABLE WORK LIGHT WITH MAGNETIC BASE

- 5 bright powerful LEDs
- 1000+ Lumens upto 4 hours running time
- Large capacity Lithium rechargeable battery
- Strong magnet attached to the base

**LIGHT-21**

**\$97**



**THREE MODES: HIGH POWER, LOW POWER AND SOS**

**Lithium-Ion BATTERY POWER**

## 3W SOLAR POWER TRICKLE CHARGER

12V battery maintenance. Maintain battery charge in quad bikes, tractors, etc.

**WAS \$43**

**\$39**

**SOLAR-3W**

## 6W SOLAR POWER TRICKLE CHARGER

12V battery maintenance and USB device charging. Maintain battery charge in quad bikes, tractors, etc.

**WAS \$87**

**\$79**

**SOLAR-6W**

## DRIVEWAY SENSOR MOTION ALERT & DOORBELL

- Motion sensor wirelessly transmits up to 100m in open areas
- Detects motion up to 8m
- Doorbell triggers simple "Ding-Dong" chime
- IP44 Weather-resistant plastic housing



**ALERT SPEAKER WITH ADJUSTABLE VOLUME TO SUIT SURROUNDINGS**

**WAS \$49**

**\$39**

**SEC-ALERT2**



## 200 LITRE ECON DIESEL UNIT

- UV Stabilized polytuff tank
- 40L/Min open flow self priming pump
- 4m of 3/4" delivery hose with swivel and manual nozzle
- 3m Long power cord with alligator clips



TKD200-7  
**\$699**

**NEW  
RELEASE**

## 70 LITRE QUADBIKE SPRAYER

- Selecta 5.3L/Min open flow pump, 4 Bar/60psi max pressure
- Chemical resistant Viton valves & TPU diaphragms
- 6m of 8mm delivery hose
- Spotjet spraygun with 500mm stainless steel lance and adjustable nozzle and gun holder
- 3m battery cable with alligator clips
- Ratchet straps to secure to QUAD (pair included)
- Anti-spill barrier around lid to protect rider



RP70-P1  
**\$549**

**NEW  
RELEASE**

## 100 LITRE DIESEL UNIT

- Lockable filler cap
- 12V 40L/min open flow pump
- 4m 3/4" delivery hose with manual nozzle



**LOCKABLE  
FILLING  
CAP**

SQDN100-P1  
**\$549**

## PORTABLE POWERPACK AND JUMP STARTER KIT

Suitable for petrol engines and Diesel engines (up to 3.5L).

- Cranking Amps 600A (peak)
- Overload, reverse polarity and short-circuit protection
- Recharge jump start from car cigarette lighter or USB connection



SCAN HERE TO SEE  
THE PORTABLE  
JUMPER STARTER  
LEADS IN ACTION!



JS012  
**\$179**

## BOOT SCRAPER

- Heavy duty scrapers on front and sides prevent mud from entering your premises
- Made from durable natural rubber

**\$38**  
RBS1



JS020  
**\$279**

**NEW  
RELEASE**

**JUMP  
PACK 400-  
800 AMPS  
SUPPLY**

## 850A SUPER JUMP STARTER 12V

Suitable for petrol engines & diesel engines (up to 6L)

- 240VAC & 12VDC cigarette lighter adaptors
- Cranking AMPS 800A (PEAK)
- USB cable for charging accessories
- Safety smart jump lead



## 70 WATT LED OFF ROAD DRIVING LIGHT

Comes with adjustable mount bracket (2 per pack)

**\$279**  
LIGHT-14B-PK



ADJUSTABLE BELT FOR EACH SWEEPER ARM  
TO MAXIMISE THE BRUSH TENSION

## SWEEPER PUSH ALONG 920MM PICK UP

- Industrial grade workshop sweeper
- Dual sweeper arms bring debris to catcher
- Easy to empty trash catch
- Save valuable time clearing the workshop
- Can be used with left, right or both arms

**NEW  
RELEASE**



SILVAN AUSTRALIA PTY. LTD. ABN 48 099 851 144

Free call 1300 745 826 Fax 1800 745 826

Email: info@silvanaust.com Web: silvan.com.au

Prices include GST, exclude dealer installation and/or freight charges

\* Not all products listed are available online.

All items in this catalogue have been included in good faith on the basis that goods described were available at the time this catalogue was published. Failure of suppliers to deliver in accordance with samples, descriptions, or at all, or other unintentional causes may result in some lines being unavailable. Space may prevent some participating dealers from stocking all items. All brand names and product names used in this publication are trade names, registered trade marks, or pending trade marks of their respective owners.

